

# Wedding Fix

Brought to you by Bridal Reloved

Issue 9: December, 2023

Free quarterly digital wedding magazine



*Supplier Advice*  
FIRST LOOK

*Wedding Inspiration*  
CHRISTMAS WEDDING

*Real Bride Features*  
ECO BRIDES





# CONTENTS

THE UK'S ULTIMATE DIGITAL WEDDING

MAGAZINE AND DIRECTORY

## Wedding Fix

Editor: Charlotte Burton @weddingfixuk  
hello@weddingfixdirectory.com  
www.weddingfixdirectory.com  
01305 251808

## Feature Writers:

Kate owner of Bridal Reloved @bridalreloved  
Emily Johns @Lotus Photography  
Mel owner of Bridal Reloved Leicester @bridalrelovedleicester  
Laura Bell @ceremoniesbylaurabell

## Cover image:

Photographer: Photography by Roberta  
@photographybyroberta  
Model: Holly Rose Cook @hollyrxsie  
Venue : Oaklands Hall Hotel @oaklandshallhotel  
Dress: Bridal Reloved Caistor @bridalrelovedcaistor  
Hair & MUA: The Makeover Fairy  
@nataliegeorgethemakeoverfairy

## Image above:

Photographer: Wed Story @alabreskaya\_photographe  
Venue: Le Manoir Du Bout Du Pont  
@lemanoir.duboutdupont  
Location: France  
Flowers: Mrs Whiterose @mrs\_whiterose  
Planner: Peaches and Cream Weddings  
@peachesandcreamweddings



WELCOME & INTRO	PAGE 5
EDITORS LETTER	PAGE 6
10 YEARS OF BRIDAL RELOVED	PAGE 8
ONCE UPON A DECEMBER	PAGE 9
IS IT JUST A DRESS?	PAGE 13
POPPY PERSPECTIVE	PAGE 18
VISIT FROM HER PRINCE	PAGE 22
FLOWERS IN DECEMBER	PAGE 28
ECO BRIDE RHIANNE	PAGE 29
BUDDY THE ELF	PAGE 37
WEDDING SPEECHES	PAGE 39
WINTER WONDERLAND	PAGE 47
ECO BRIDE LUCY	PAGE 57
FIRST LOOK WITH LOTUS	PAGE 61
ECO BRIDE GABRIELLA	PAGE 71
THE TALL TOASTMASTER	PAGE 77
HANDBASTING CORDS	PAGE 84
BRIDAL RELOVED PETERBOROUGH	PAGE 91
CHRISTMAS WEDDING INSPO	PAGE 95
BRIDAL RELOVED BEVERLEY	PAGE 101
ECO BRIDE PIPPA	PAGE 112
O CHRISTMAS TREE	PAGE 121
MERRY CHRISTMAS FROM BRIDAL RELOVED	



# FRIENDS OF WEDDING FIX

## CELEBRANTS

### Ceremonies by Laura Bell

Bespoke Magical and Guided wedding ceremonies laced with magic and adventure. Specialised in rituals and storytelling, we can't wait to write your love story.

**T: 07701050693**

**E: [hello@ceremoniesbylaurabell.com](mailto:hello@ceremoniesbylaurabell.com)**

**W: [www.ceremoniesbylaurabell.com](http://www.ceremoniesbylaurabell.com)**

### Proud Fox Ceremonies

ceremonies, which will make you feel proud and may even leave you feeling a little bit foxy!

**T: 07973444664**

**E: [martin@proudfoxceremonies.com](mailto:martin@proudfoxceremonies.com)**

**W: [www.proudfoxceremonies.com](http://www.proudfoxceremonies.com)**

## ENTERTAINMENT

### Pegasus Discos

I believe every function is someone's special occasion. I don't offer packages as no two weddings are the same, which is reflected in the service I provide. From just the evening party, to the full day - let's get together to talk about your special day.

**T: 07976299678**

**E: [mark@pegasusdisco.co.uk](mailto:mark@pegasusdisco.co.uk)**

**W: [www.pegasusdisco.co.uk](http://www.pegasusdisco.co.uk)**

## FLORISTS

### My Little Posy

My Little Posy is influenced from Charlotte's love of Vintage Bohemian, Folklore, her Asian travels and beloved Nan who had an amazing eye for interiors and florals. If you're looking for bespoke dried florals or prop hire for your wedding day, Charlotte's vision and creativity is incredible.

**T: 07940105821**

**E: [mylittleposycaravan@gmail.com](mailto:mylittleposycaravan@gmail.com)**

**W: [www.mylittleposy.co.uk](http://www.mylittleposy.co.uk)**

### The Florist of Poundbury

Ordering flowers for your wedding is a very exciting time. It is a time to reflect on themes, colours and textures that will make your dream wedding a reality. It is a time when your imagination has no limits and you are able to express your love with flowers making your day truly magical and memorable.

**T: 01305 265948**

**E: [office@thefloristofpoundbury.com](mailto:office@thefloristofpoundbury.com)**

**W: [www.thefloristofpoundbury.com](http://www.thefloristofpoundbury.com)**

## HAIR & MAKE-UP

### Amazing Face Bridal Hair and Make-Up

Creating beautiful, bespoke bridal hair and natural make-up throughout the South West and beyond. Our make-up application styles puts an emphasis on natural flawless foundation and soft focus blending. Our hair designs are refreshingly stylish and on trend. Regional Winner and National Finalist of The Wedding Industry awards

**T: 01202 779065**

**E: [caroline@amazing-face.co.uk](mailto:caroline@amazing-face.co.uk)**

**W: [www.amazing-face.co.uk](http://www.amazing-face.co.uk)**

### Kirsten Sare

I am a qualified and experienced Make-Up Artist based in the heart of Dorset. With a friendly and professional approach, I use my knowledge and skills to work with you to create your perfect look for your wedding day for you and your wedding party.

**T: 07751248783**

**E: [kirstensare@hotmail.co.uk](mailto:kirstensare@hotmail.co.uk)**

**W: [www.kirstensare.co.uk](http://www.kirstensare.co.uk)**

## MARQUEE HIRE

### Coastal Tents

We are a husband and wife team who are passionate about helping you create the perfect setting for your big day or event. We started our company after enjoying the Tipis at our own wedding. We want to provide a service so that others can plan their own memorable celebration.

**T: 01929 505005**

**E: [info@coastaltents.co.uk](mailto:info@coastaltents.co.uk)**

**W: [www.coastaltents.co.uk](http://www.coastaltents.co.uk)**

## PHOTOGRAPHY & VIDEOGRAPHY

### Agrestal Visuals

We are Luke and Sammie, a husband and wife team who share a passion for capturing emotional, fun and intimate adventurous visuals using photography and film. Authentic love is something that should be captured not posed. As people who value experiences rather than things, we believe in not just providing a service but an experience! We feel so honoured to be able to document these timeless memories that you will treasure forever.

**T: 07891261116**

**E: [hello@agrestalvisuals.co.uk](mailto:hello@agrestalvisuals.co.uk)**

**W: [www.agrestalvisuals.co.uk](http://www.agrestalvisuals.co.uk)**

## PHOTOGRAPHY

### Holly Hock Photography

My style is very fun and documentary. I don't like to create super posed shots, but capture real moments, its your moment not mine! But Of course I'm always there to step in and direct my clients when needed. My editing style can vary from shoot to shoot, but I keep it warm and intimate. Hollyhock Photography is fully insured, including public liability and professional indemnity.

**E: [hollyhockdorset@yahoo.com](mailto:hollyhockdorset@yahoo.com)**

**W: [www.hollyhockphotography.co.uk](http://www.hollyhockphotography.co.uk)**

### Lotus Photography

I'm Emily 'Emmy', I'm the one with the crazy red hair and a camera. I created Lotus Photography because, not only do I love photography, but I really wanted to get people celebrating and loving their unique self. My aim is to create a wedding album full of love, mischief, giggles, and a few happy tears, that makes people say "WOW that's so them!".

**T: 07840503333**

**E: [lotusphotographyuk@gmail.com](mailto:lotusphotographyuk@gmail.com)**

**W: [www.lotusphotographyuk.com](http://www.lotusphotographyuk.com)**

### Sadie Osborne Photography

Hi my name is Sadie Osborne and my two main passions in life are the art of photography and the beauty of people. Connection is everything to me, its one of the most important aspects to my whole photography ethic. One of my biggest joys is watching someone smile. I hope one day we can connect together and create something truly wonderful.

**E: [sadie@sadicosborne.co.uk](mailto:sadie@sadicosborne.co.uk)**

**W: [www.sadicosborne.co.uk](http://www.sadicosborne.co.uk)**

## TERRA BRIDAL

### Terra Bridal

Terra Bridal is the UK's first answer to stunning, sustainable gowns for gorgeous & curvy women, and Kate is the mastermind behind the brand. Terra Bridal promises to be a journey, growing, educating and adapting throughout our pilgrimage to achieving more greener solutions for the bridal industry.

**T: 01305 251808**

**E: [hello@terrabridal.co.uk](mailto:hello@terrabridal.co.uk)**

**W: [www.terrabridal.co.uk](http://www.terrabridal.co.uk)**



## Bridal Reloved Boutiques

Dorset, Somerset, Devon, The Midlands, Southport, Shropshire, Leicester, Lincolnshire, Essex, London, Oxfordshire, Yorkshire, Gloucester, Northumberland

**T: 01305 251808**  
**E: [hello@bridalreloved.co.uk](mailto:hello@bridalreloved.co.uk)**  
**W: [www.bridalreloved.co.uk](http://www.bridalreloved.co.uk)**





# terra

BRIDAL

[www.terrabridal.co.uk](http://www.terrabridal.co.uk)





# Hello Wedding Fix

## A digital Wedding Magazine & Directory with a difference

### What makes Wedding Fix different to other magazines and directory's ?

Good question,

Wedding Fix is different because it's made up of people, suppliers and companies who we, here at Bridal Reloved have actually worked with over the last decade. Anyone can advertise in a main stream magazine, but here at Wedding Fix we know the people listed in on our pages personally and are proud to call them our trusted friends . This is something we hope you find valuable when planning your wedding.

It's been 10 years since we launched the first ever Bridal Reloved boutique, and we are immensely proud to bring you our Wedding Fix Magazine & Directory.

As the World's only chain of independently owned bridal boutiques specialising in sample and pre-owned wedding dresses, we now have 17 bridal boutiques (and growing) across the UK – We have so much to share with you!

“Wedding Fix” is so called as the founder of Bridal Reloved Kate Atkinson and her mum Diane used to buy magazines to help with wedding planning and called it their “Wedding Fix”.

We are truly passionate about sustainability, creating memories and making connections. and we have been incredibly lucky to have met and worked with brilliant and trusted wedding suppliers in our areas, across the country.

Every Bridal Reloved boutique has collated a 'little black book' of wedding suppliers with whom they have worked with in their areas so it only seemed fitting to launch the Directory.

The teams at our award-winning Bridal Reloved Boutiques are uniquely placed, not only leading one of the UK's top bridal chains, but also knowing exactly what the current bridal trends are.

The key to our success is that we simply know what dresses are in high demand because that's what we sell most of. With Bridal Reloved the trends are dictated by our customers buying trends and not the media, it's this knowledge that has become so valuable to our buying teams and customers

We cannot wait to help you on your wedding planning journey. By showcasing the best of the best within the industry, we know you'll have the most incredible wedding day and it's our privilege to help you make the best connections possible. Explore our digital magazine, make connections and get your “Wedding Fix” today!



# Editor's Letter

Bonjour !

W

elcome to our Christmas edition of Wedding Fix ; issue 9!! So what does issue 9 have in store for us? Number 9 may not seem significant but it represents “completion” and December completes our year . Number 9 represents the fulfilment of one cycle and preparing to initiate the next. So as we close chapter 2023 it just seems perfectly fitting to be ending on issue 9 and celebrating this special issue of Wedding Fix!

In 2023 we celebrated 10 years of Bridal Reloved and welcomed Lucy to the Bridal Reloved family by opening Bridal Reloved Peterborough as well as Bridal Reloved Middlewich, Bridal Reloved Scarborough and Bridal Reloved Tring. We said goodbye to Sharyn at Bridal Reloved Maldon as she closed her beautiful boutique to enjoy her retirement and welcomed back Karly at Bridal Reloved Dorchester; who is soon to marry her childhood sweetheart. ‘Bridal consultant to Bride’ sounds like an excellent feature for a future issue of Wedding Fix ..... don't you think?!

I promised to talk about my trip to Paris. Have you booked your honeymoon yet ? It's been 14 years since my last visit and I was happy to be back sharing the most romantic city with my family. I mean ....where else would you take a little girl who loves macaroons, croissants and Miraculous! We loved exploring the ‘Jardins des Champ Elysees,’ and watching the ‘Eiffel Tower’ twinkle in its golden splendour. It's no surprise that Paris is one of the world's most popular city for a honeymoon and engagement.

In this issue we talk to eco brides Rhianne, Lucy, Gabriella and Pippa. We share eco facts and discuss the best way to deliver a memorable toast with Mel the owner of Bridal Reloved Leicester . We ask ‘Would you consider a first look before the ceremony?’ with Emily from Lotus Photography.

We find out just how tall Stefan ‘The Tall Toastmaster’ really is and why you should have a toastmaster on your wedding day.

We have some great inspirational shoots and so much that we look forward to sharing with you.

As we come to the end of another busy year in bridal I can't wait to see what materialises in 2024. For all those brides who can almost say.... “this is the year I get married” ! We are here for you!

We hope you adore this Christmas issue and have the most magical Christmas and New Year . Perhaps your last one as a Miss!!!!



Charlotte x  
.....  
Editor in Chief

Gros bisous



# Editor's Choice



JOYEUX  
NOEL



**Wedding dress** White Rose , Bridal Reloved Dorchester, [dorchester@bridalreloved.co.uk](mailto:dorchester@bridalreloved.co.uk), Was £1400 Now £700 **Vintage Christmas dress** Violet Wears Vintage, [www.violetwearsvintage.co.uk](http://www.violetwearsvintage.co.uk) £16 , **Ring** Beautiful pink sapphire ring with side diamonds, Etsy, £3280.33, **Afternoon Tea**, Upwey Wishing Well, [www.upweywishingwell.co.uk](http://www.upweywishingwell.co.uk), £23.95 per person **Red Roses**, Floral Couture by Jay, [www.floralcouturebyjay.co.uk](http://www.floralcouturebyjay.co.uk) **Nail Vanish** , Big Apple Red , [www.opi.com](http://www.opi.com), £12.67



# A DECADE OF BRIDAL RELOVED



@bridalreloved



# ONCE UPON A DECEMBER

#styledshoot

## Suppliers:

**Venue** - The Bosk & Breamish  
Valley Cottages @the\_bosk\_bvc

**Photographer** - Hope Visual Productions  
@hope\_visual\_productions

**Model** - Eleanor@bridalrelovedmorpeth

**Hair & MUA** - Zoe

Philippa@zoephilippa.bridal.mua

**Bridalwear** - Bridal Reloved Morpeth  
@bridlrelovedmorpeth

**Designer** - Morilee @morileeofficial

**Flowers** - Love Fiona Rose  
@lovefionarose



# GET TO KNOW ELLE

@BRIDALRELOVEDMORPETH

**Tell us about the inspiration behind the 'Once Upon a December' Christmas shoot and how you ended up modelling ?**

Elle: All my shoots were previously very summer based and traditional . I wanted to showcase a winter wedding . Our model cancelled at last minute so I jumped in to play dress up for the day.

**Mum, Model , seamstress , owner of Bridal Reloved Morpeth do you have any spare time?**

Elle: Alterations take up alot of my spare time. and I love theatre and am performing in Chitty Chitty Bang Bang as Truly Scrumptious, singing, acting and dancing at the Blind Phoenix Theatre in 2024 .

**Tell us a little about your career history ?**

I studied Fashion and Business Management at University specialising in bridal and costume. I have previously worked in luxury retail management for The White Company then lockdown made me reevaluate and do what I really wanted to do which was work in bridal.

**What star sign are you ?**

Pisces - very creative, a bit romantic and have lots of love to give.

**What do you love most about having your own business?**

It's so rewarding to help a bride find their dream dress and be part of their day. I pride myself on customer satisfaction and adapt the business to suit the customer.

**When and why did you decide to join the Bridal Reloved Family ?**


After lockdown , opened 2022 . I wanted to be part of something , branch out on my own but with support from a wider network.

**What's the inspiration behind you going into the wedding industry ?**

I have always loved weddings, as a child seeing the little Mermaid in the cinema in 1991 , Ariel in her wedding dress was just magical. I am passionate about sustainability and working in this side of the industry by keeping single use items in circulation is really important to me.

**Take us on your journey (tell us about how you found the shop building, your first styled shoot and launch event)**

I looked at some shops on the main street but they didn't have the privacy I was looking for . I had always dreamed of being in Sanderson Arcade so when I found the studio I did a little happy dance. My first styled shoot was at High House Barn and we had the models in wheat fields and in their beautiful outdoor ceremony space. I met some of my closest supplier friends on the shoot actually. The launch event back in May 2022 was with family , friends and local businesses and was a lovely celebration of the milestone event . We have since celebrated our first birthday too which was a lovely.





## Why should brides visit Bridal Reloved Morpeth?

Brides should visit us as they will be welcomed into a comfortable, private studio filled with designer gowns. I am so passionate about the dresses and the brides that each bride receives the best service tailored to them and their bridal style.

## Who is your ideal bride?

I don't know that I have an ideal bride. Each bride is so individual and that is what I enjoy most. I love seeing each bride's unique style and vision for their bridal look. I love altering dresses to make them perfect for brides. An open mind and being ready to say yes are important factors to dress shopping but every bride is my ideal.

## What budget should you set for your wedding dress?

The budget you set is so individual. If you have a specific budget in mind and are concerned about overspending, you can advise me in advance and I can curate a rail within your budget or remove any dresses that are not suitable so that you know what you are looking at and trying is affordable to you.

## Where would be your dream styled shoot to be part of?

Oh my goodness.... my absolute dream shoot would be in the Norwegian fjords with crystal clear reflections and crisp white colours. Or amongst the giant Canadian redwoods for an earthy styled shoot.... definitely somewhere within nature. Closer to home, I'd love to shoot at the coast with a bride emerging from the sea like a bridal siren.

## What options do you offer brides in the shop? (2 hour appointment / disabled access / refreshments etc?)

We offer a 2hr exclusive appointment as we have a one bride at a time policy. We have disabled access via a lift accessed through Austin House and a ramp for the last few steps. Please advise in advance if you require this so I can be ready to welcome you. Our studio and fitting room are spacious also. You will be offered complimentary refreshments at the start of your appointment and a celebratory drink when you say yes to saving a dress.

## Where can we find Bridal Reloved Morpeth?

We are tucked away on the first floor of Davison House within Sanderson Arcade in Morpeth. We are above Martino Lounge. Our location is ideal for brides as the studio is quiet, relaxed and private, meaning you can try the dresses on without anyone being able to see you.





### Who's your favourite designer and why ?

This is a tricky one .... I love Vera Wang dresses and also Suzanne Neville. The simplicity of some of their classic gowns are just stunning. I enjoy when the design is about the construction of the gown as much as the finished aesthetic.

### Tell us an interesting fact about yourself?

Ooh you choose which you think is interesting haha...

-I was a cheerleader at university and this carries through onto my career as I am the biggest cheerleader for all of my brides.

-I'm a member of my local litter picking group as I am passionate about keeping our town (and the planet) clean and tidy.

- Everyone calls me Elle but my full name is Eleanor and I was named after the Linisfarne song Lady Eleanor.

Thank you so much for taking the time to talk to us , its great to know more about you and see how passionate you are about sustainability within the Wedding Industry.





# IS IT JUST A DRESS ?

Interview with Kate Atkinson owner of Bridal Reloved

## Suppliers:

**Model:** Holly Rose Cook @hollyrxsie

**Dress:** Bridal Reloved Caistor

@bridalrelovedcaistor

**Venue:** Oaklands Hall Hotel

@oaklandshallhotel

**Photographer:** Photography by Roberta

@photographybyroberta

**Hair & MUA:** The Makeover Fairy

@nataliegeorgethemakeoverfairy







**Suppliers:**

**Model:** Lauren Batten @Lauren\_batten17

**Dress & Venue :** Bridal Reloved  
Axminster@bridalrelovedaxminster

**Photographer:** Katherine Newman  
@katherinenewmanphotography

**MUA:** Make up by Lisa Hannah @makeupbylisahannah

**Designer:** VERA WANG @verawangbride

*“A wedding dress is one of the most exciting items of clothing that you get to wear. The shopping experience is like no other. The fitting process where you feel cared for and elite because you are literally stood on a pedestal having this garment fitted to you” - Kate Atkinson*





**S**o you found your one, your best friend, your soulmate, that person that makes you laugh out loud and be completely your own person. You're madly in love and your proposal was perfect .....but there is still one more 'the one' to find. Confused? let me explain. I hear time and time again, this is the one, you step into the one and you just know, this is the one for you; you have found your perfect dress! When you know you know and this is so true with the wedding dress experience. Love is special, being a bride is special and this wedding dress is special but the question is .....why is a wedding dress so special? It's just material after all! Kate owner of Bridal Reloved spills all her industry knowledge in this fascinating article.



Photo credit: Alex Ford Wedding Photography  
@Alex\_ford\_wedding\_photography

### So, is it just a dress?

Kate: No, it's your wedding dress and could also be your bags for life, your cushion covers, your white blouse, a white summer dress, a night gown, a christening gown, your bed spread, a woven wall hanging or a rag rug. Dye it, deconstruct it and if you don't have the skills, ask your bridal seamstress to help.

If you sell it, that's funds that can go towards a honeymoon or an anniversary weekend away.

### What goes into making a wedding dress?

Kate: A wedding dress takes 10,000-20,000 litres of water to make plus 10- 20 kilograms of carbon emissions. They often have between 5-15 meters of fabric used... that's the length of a bus! Add a few more layers for structure and volume and that's a couple of buses. All this for an item that has just one purpose in life, to make it down the aisle.

So when we consciously take away the romance of this special dress, we can see that it comes with a greater cost than just the price tag.

### What can you do with your dress to make sure it has a longer life span?

Kate: Sell it and give the garment longevity. Make something out of it, all that wonderful fabric that you paid for.

If you don't, your dress will end up in landfill where 1000s of wedding dresses go each year. And not just worn wedding dresses. Many designers around the world actually pay to send their surplus, discontinued and sample stock to a hole in the ground where it's going to take about 200 years to biodegrade, releasing many harmful greenhouse gasses along the way.



## Tell us more about the wedding dress journey and why its so important to you?

Kate: Over our time in the industry we have seen so many great garments made. We want you to embrace your own path. Whether that's choosing a pre-loved, ex-sample or surplus gown. We want you to up-cycle the dress with your seamstress and make it your own by adding the sleeves you want or having a belt or a shorter train.

It's this evolution of gown to bride, and bride to boutique and our message that it's not just a dress that has rocketed our brand.

The demand for quality, service and a bespoke/add on/up-cycle is higher than ever. Brides, like you, are becoming more conscious of the impact of fast fashion and we are here for that.

So let's go back to the beginning .... is it just a dress ?

We hope you agree that it definitely isn't and that your dress impacts on how you feel on your wedding day . We want you to feel the best version of yourself for yourself and perhaps your partner waiting to say "I do". Your dress will frame the memories of one of your best days . It has to be the most spectacular dress you have ever worn and don't be afraid to wear it again or repurpose your dress.



### Suppliers:

**Dress:** Bridal Reloved Caistor  
@bridalrelovedcaistor

**Venue:** Oaklands Hall Hotel  
@oaklandshallhotel

**Photographer:** Aimee Lince  
Photography@aimeelince

**Hair & MUA:** The Makeover Fairy  
@nataliegeorgethemakeoverfairy

**Jewellery:** Evelyn and Amos  
Accessories @evelynandamos



# ECO BRIDE SADIE

We can't wait to share this wedding with you in our next issue of Wedding fix

Sneak peek

## Suppliers:

**Venue** - Moor Farm Chickerell,  
Dorset

**Photographer** - Kirsty Hardiman  
Photography @kirstyhardimanweddings

**Brides** - Sadie & Bianca

**Hair & MUA** - Amazing Face Dorset @amazing\_facedorset

**Bridalwear** - Bridal Reloved Dorchester  
@bridalreloveddorchester

**Designer** - Sassi Holford @sassiholfordbridal

**Flowers** - Claire Lythgoe @the\_wildflowerpress

**Celebrant** - Ceremonies by Laura Bell  
@ceremoniesbylaurabell

**Cake** - Gems Cakes @gems.cakes

**Food** - Pizza with Love  
@pizzawithlovedorset





# POPPY PERSPECTIVE

@poppyperspective

*‘One of a kind wedding dresses, handmade from vintage textiles...  
unique made to order pieces and bespoke gowns to treasure.’*

**I’m super excited to interview Phiney the designer, maker and business woman behind Poppy Perspective.**

## **Take us back to start of Poppy Perspective?**

Phiney: I was born and raised in London but followed my dream of living by the sea a few years ago to set up my own business and start a family on the beautiful Kent coast.

## **Did you study fashion?**

Phiney : Yes I originally studied womenswear at London College of Fashion and over the years have gone on to work across all areas of the industry from design and manufacturing to styling and photography.

## **Why Bridal Fashion ?**

Phiney: I have always had a love of vintage and antique textiles and most recently worked in restoration but something kept pulling me back to bridal.

## **Why the name Poppy Perspective ?**

Phiney: Poppy Perspective is named after a dear loved one, the name was born when a friend asked me to make her a bespoke wedding dress and has grown from there.

## **What are you passionate about?**

Phiney: Sustainability !!! Especially within the fashion and wedding industries. I now mainly focus on my vintage range creating one of a kind dresses.



## **Tell us more about Poppy Perspective ?**

Phiney: Poppy Perspective is not your average bridal boutique (which is why we love you by the way). We are a very small team with a focus on sustainability and we create unique and unusual wedding dresses with a relaxed boho vibe.

## **What is your aim for brides ?**

Phiney: Our aim is to make women feel gorgeous and confident on their wedding day and to have special memories to hold onto long beyond.

## **How many collections do you have ?**

Phiney: We have Four collections. Our **Vintage** Collection, our **Made to Order** Collection , our **Mini** Collection and our **Bespoke** collection.

## **Tell us about your vintage collection first as this is very close to my heart !**

Phiney: Our vintage dresses are a series of one off dresses made in reclaimed vintage laces, fabrics and trims. At the core of my ethos is to reuse, reduce and recycle and I love this range to offer my brides a sustainable dress option for their wedding day, with a dreamy boho vibe.



**Why should brides choose vintage ?**

Phiney: Each dress is so special and I love that they all have their own stories and a history before I even start working on them. The range is always changing as I create and replace sold pieces with something new .

**What price range can we expect to pay for one of your vintage dresses?**

Phiney: dresses are priced between £695 and £1495.

**Tell us how your made to order collection works?**

Phiney: My first collection of dresses and separates, named after the brides that inspired the designs and some dear loved ones.

This collection brings together favourite elements of my creations from over the years, is fully customisable and made to measure.

**Tell us about your Bespoke option:**

Phiney: The bespoke option is for the bride who wants a totally unique and one of a kind dress. I work closely with you throughout the design process and together we create luxurious pieces that are all about you and all lovingly handmade in my Kent studio. I love the fun of building your dream dress from scratch and although I now also offer options from 2 collections bespoke design is where I started. I love the journey we go on in the build up to your wedding and you will be involved at every stage from choosing fabrics to finishing details. I am happy to call many of my past brides friends.

**What price range can we expect to pay for your Made to order collection?**

Phiney: Made to order dresses start from £1750 , separates start at £295.







### **Tell us all about your Mini collection ?**

Phiney: Sustainable and ethical occasion dresses for your little ones, currently available in ages 1 to 5. I'm always looking to reduce my waste and this range of flower girl dresses are handmade from off cuts and leftover fabrics, creating mini versions of the most popular dresses from my main collection.

Vintage lace dresses to match your bridal gown are also available to order, as well as dresses to match any bespoke design.



### **What price range can we expect to pay for a dress from your Mini Collection ?**

Phiney: Prices start in this collection from £75.





**What price range can we expect to pay for a completely bespoke wedding dress?**

Phiney: Bespoke dresses start at £2250.

**How do we contact Poppy Perspective ?**

Phiney: For more information or to arrange a consultation to discuss your dream dress please fill in the contact form on our website at [www.poppyperspective.com/contact](http://www.poppyperspective.com/contact) and I will get back to you as soon as possible. Alternatively get in touch at [hello@poppyperspective.com](mailto:hello@poppyperspective.com) or on 07932655707 with any questions, just to say hello, or to arrange an appointment. I'd love to hear from you!

**Where is your studio based ?**

Phiney: Our studio is based in Ramsgate in Kent and we cater for brides all over the country. The studio is situated in a small run of shops in a residential area just 5 min walk from the sea. Parking is easy in the surrounding streets and it's about a 10 min walk from the train station. Get in touch if you need any help with directions. I also schedule pop up shops in London every couple of months so get in contact for availability.



By appointment only:  
30 Grange Road, Ramsgate  
Kent ,CT11 9LP  
07932 655796  
[Hello@poppyperspective.com](mailto:Hello@poppyperspective.com)  
[www.poppyperspective.com](http://www.poppyperspective.com)



# VISIT FROM HER PRINCE

**T**was the night before her wedding ,  
when all through Bedford Hotel,  
Not a creature was stirring, not even  
a mouse;  
The dress was hung by the window  
with care ,  
In hopes that the brides prince  
charming would soon be there!









## Suppliers:

**Decor:** Southwest boutique events

@southwest.boutique\_events

**Flower Centrepieces:** Flowers by Catherine

@flowersbycatherinejames

**Cake:** Whites Cake House @whitescakehouse

**Venue:** The Bedford Hotel @bedford\_hotel\_weddings

**Dress:** Bridal Reloved Tavistock

@bridalrelovedtavistock

**Photographer:** LDillon Photography

@ldillonphotography

**Hair & MUA:** The Looking Glass

@thelookingglasstavistock

**Bouquet & buttonhole:** Odds & Buds Florist

@oddsandbudsflorist

**Stationery:** Luffingham Designs

@luffingham\_designs

**Model:** Kiera Brady @kierbrady

















# FLOWERS IN DECEMBER

Here are just some of the seasonal flowers you can use for a December wedding:



Amaryllis



Anemone



Camellia



Hellebore



Narcissus Paperwhite



Phalaenopsis Orchid



Poinsettias



Ranunculus



Tulip



Star of Bethlehem



Stephanotis




sweet Pea



Calla Lily



Hypericum Berry



Rose



Waxflower



# ECO BRIDE RHIANNE



## Suppliers:

**Bride:** Rhianne @rhi.\_is.\_me

**Photographer:** Sheri  
Mcmahon@sherimcmahonphotography

**Restaurant:** Estate Vacluse House  
@estatevaclusehouse

**Dress -** Bridal Reloved  
Wanstead@bridalrelovedwanstead

**Flowers:** Susan Avery Flowers and Events -  
@susanavery

**Hair Stylist & Mua:** Sophia Ivy  
Lee@sophialeehairmakeupartist

**Ceremony | Venue:** Musuem of History  
NSW Venues@mhnswwenues @mhnsww

**Car-** The Pepper June Wedding Co  
@pepperjune\_official

**Suits:** Mr. Fierze @mrfierze  
**Celebrant:** Sydney Celebrant & MC  
lucysuzeccelebrant

ECO BRIDE FEATURE



# ECO BRIDE RHIANNE

**S**imon & Rhianne got married in Sydney, Australia in the historical gardens of Vacluse House on the 4th November. With 70 guests they opted for an intimate, laid back, romantic feel with the most beautiful fresh flowers from Susan Avery Flowers & Events.

It's rare to see a couple opt for a November wedding..... but this couple live in Australia so actually November is spring! This wedding definitely has an air of springtime with a dollop of green and a sprinkle of pink (one of my favourite colour combinations) The natural complements never fail to impress with a fresh vintage vibe. To add to this vision the bridal party arrived in a classic black cab as a nod to the couples time spent in London. How perfect! The day was captured by Sheri McMahon photography and the beautiful bride wore a Savin London gown brought from Bridal Reloved Wanstead which strongly inspired the entire look of the day alongside her love for an outdoor wedding.













# INTERVIEW WITH BRIDE RHIANNE

## How did your Simon propose ?

Rhianne: We were living as Australian expats in London during the pandemic and Simon took the opportunity to take me to Paris for our anniversary. He used that as an excuse to hide his preparing anything out the ordinary in the lead up. Simon took me for a walk around springtime Paris. We sat in The Tuileries, and he proposed. We then sipped on champagne, ate good cheese and macaroons. The beautiful sights, tastes and sounds made it even more memorable.

## When and where was your Wedding ?

Rhianne: We got married on 4 November 2023, Vacluse House, Sydney.

## Why did you choose your Wedding Venue?

Rhianne: We chose the venue for its beautiful, historic gardens. November is late spring in Sydney; the weather is warm but not too hot to be outside during the day, the flowers are out and it's light late into the evening.

## How did you decide on your colour scheme ?

Rhianne: I chose brighter colours based on the weather and because brights make me feel happy and like it's a party. I loved the idea of tonal pink for my bridesmaids so that it didn't look too uniform- like and so that they could choose a shade of pink and style of dress that they felt comfortable in. Additionally, since they lived in both Australia and the United States, there would be no group try-ons before the wedding day, so mismatched would be ideal when not having dresses custom made. Happily, it worked out well! Simon chose the white linen and green for himself and his groomsmen. He found the jacket and felt comfortable and stylish.

## Do you have help with Planning or Styling ?

Rhianne: I chose to do the planning and styling myself - I loved the opportunity to be creative! I work as an Associate Producer, so schedules, budgets and sourcing vendors is familiar. I picked the menus, napkins and the colour palette via research on Etsy, Pinterest and Instagram over

about 6 months. (Simon and I can attest to many nights of cutting circular menus with a cricut machine or making vinyl decals for mirrored seating charts in the lead up!) On the day, I had friends that were guests put out the place settings based on a design that I'd sent them (again, thank you Instagram).

I sent images of my dress (a lot of the aesthetic was based around the Savin London dress from Bridal Reloved Wanstead!), a colour palette, the bridesmaid dresses and outdoor weddings in France /Italy to the florist for inspiration. From there, Susan Avery and her team made the magic happen. Their knowledge, experience and guidance brought it altogether. The flowers that they delivered were above and beyond what I could have dreamed. Simply stunning and made the wedding.

## How did you choose your Photographer ?

Rhianne: We spoke with a few photographers; however we'd found that a lot were using darker colour presets on their images. As I'd planned to have bright florals, we wanted someone that could capture the true colour. I stumbled upon Sheri's socials, and we found her images refreshingly light, bright and airy. We spoke with Sheri, found her thoughtful and excited.

On the day, she was fantastic. She brought skill, did copious amounts of preparation, she was courteousness to guests and managed to get photos without being intrusive. (The latter was a big thing for us, we'd been to two friend's weddings recently where the photographers interrupted key moments which seemed a shame).

## How did you bring the fun to your Wedding Day ?

Rhianne: Simon and I invited approx. 70 guests, so we could speak with everyone. We kept it intimate, romantic and laid back - we wanted the guests to enjoy themselves! Seeing everyone enjoying the food, company and dancing was amazing.



### **Describe your Big Day ?**

Rhianne: Simon was in a hotel in the city with his groomsmen getting ready and I was at home with my bridesmaids. I only found out later that his uber couldn't get through to his hotel due to a large scale protest, so he and his groomsmen ran to a train station a few blocks away, took a train as far as they could, then ubered the rest of the way to get there on time. From the photos, the boys had the time of their lives!

Meanwhile, my Maid of Honour and bestie Lis, who I've known since I was 16, flew out from Texas and had stayed over at my place to keep me company the night before (there was a 10pm excited moment / midnight snack before we finally fell asleep!)

After coffee and cake for breakfast (important), the other bridesmaids arrived and hair and make up artists Sophia and Juliana came to do our hair etc. We were all just calm and listening to music. Apparently, this seemed odd to the make up ladies! I knew in events things happen regardless of all the planning in the world, but it works out, so I was happy to enjoy the moment with my friends! We almost had rain stop our outdoor ceremony but my bridesmaid Tracie, a Producer, told the venue to hold out – her call was right! The cars arrived (1960s London cabs) and took us to the venue.

The ceremony was on a lawn in front of the historic Vacluse House. Friends and family that we'd not been able to see for years were all there and it made it tremendously special. Our celebrant, Lucy Taylor, is light-hearted and fun. She was great in bringing an energy of love, happiness, and excitement. Both Simon and I wanted the ceremony to be meaningful, but not without moments of laughter. We laugh a lot as a couple, to have a solemn mass would not be us.

The Reception flew by. A key moment was our dance that Simon had encouraged us to learn. It was fun to do something different together as a couple. (I actually had to source a second dress, also recycled fashion, a few weeks before as Simon didn't know that there is no option to dance behind the train of the Savin dress, even with a hook for a bustle!)

Our dance opened up the dancefloor, which other than food, was an important part of the night to us!

### **Who was the designer of your Wedding dress ?**

Rhianne: Savin London designed my dream wedding dress. I'd returned to London for a visit since moving back to Sydney in the hopes that I could find something similar to their designs. We'd booked the venue and I knew they often had dresses with bright floral appliques. I googled and found Bridal Reloved Wanstead had several Savin London gowns to try. I'd never dreamed that I'd be able to have an actual Savin dress! (And carry it all the way through a 3-hour line at Heathrow, through Hong Kong airport and into Sydney).

### **Was it important to be an Eco Bride ? / Why did you choose Bridal Reloved ?**

Rhianne: I tried four wedding shops in London – both new and recycled stock. During the process I found that the variation in stock was much more exciting in the two shops where they sold samples / recycled wedding dresses. The experience at Bridal Reloved Wanstead was also so comfortable and patient. This really helped me to feel confident in the dress and knowing for sure that it's what I wanted. Whilst it wasn't the original focus, I love the idea of being an Eco Bride, in fact a lot of items I purchased for the styling, not only my dress, were pre-loved. There is so much waste for one day, the idea to reuse something and pass it onto the next bride for good luck seemed wonderful.

### **Who walked you down the aisle ?**

Rhianne: My Dad, Rod, walked me down the aisle. It was nice to have a special memory for just him and I.

### **What was your first dance ?**

Rhianne: Unchained Melody by the Righteous Brothers.



### What food and drink did you have ?

Rhianne: Half of our guests either had allergies or were vegetarian / vegans, so we chose share platters where there were several items available for every dietary requirement. The standout items for Simon and I were:

- BARRAMUNDI WITH TOASTED COCONUT AND WILD GINGER (V, GF)
- SLOW ROASTED LAMB SHOULDER WITH FENNEL, ROSEMARY AND RED WINE JUS (GF, DF)

### Would you have done the day differently? Is there anything you would have changed?

We both loved the wedding, and it was better than we'd ever imagined. We wouldn't change anything. ☺

### Who caught your bouquet ?

Rhianne: I didn't have a bouquet toss as I wasn't too keen on this tradition. However, there were plenty of flowers for guests to take home afterwards to enjoy (and cake to put under their pillow if they were superstitious!)









# INTERVIEW WITH THE BRIDAL RELOVED ELF



## **Why do you love Bridal Reloved ?**

Buddy: I absolutely love coming to visit Bridal Reloved every year . There are always new dresses and accessories to play with ..... I mean admire :)

## **Who is your favourite designer ?**

Buddy: My favourite designer is Jenny Packham as I love her glittering embellishments , hand beading and sculptural silhouettes.

## **What is your favourite bridal accessory?**

Buddy: I love bridal belts as they can completely change the look of a dress, i'm quite partial to wearing a belt myself as you can see. They are also great fun to swing from .

## **When is the best season to get married ?**

Buddy: Winter of course ! Who wouldn't want a winter wonderland for their Wedding day?

## **Which issue of Wedding Fix has been your favourite to date?**

Buddy: I loved issue 5 of Wedding Fix. The christmas shoot at the Duchy of Cornwall in Dorchester was completely jam packed with wedding ideas to transform your day into a Winter Wonderland .

We all know the rules for Elf on the Shelf but this year Santa has granted us an exclusive interview with our very own Buddy the Elf here at Bridal Reloved . His way of thanking us for stopping 4194 dresses going into landfill. Mr Claus himself has allowed Buddy to talk to us just this once. In this terribly exciting interview.

Firstly thank you Buddy for taking the time out of your busy day to come and talk to us here at head office. We know this time of year is impossibly busy for you and all the elves at the North Pole .

## **Do Elves get married?**

Buddy: Elves only get married if they find true love. Many of my friends are married to Barbie, Disney princesses and other Elves.

## **How do elves propose ?**

The perfect elf proposal involves a ring made out of candy canes.


## **Is there a special someone in your life right now ?Are you married?**

Buddy: I'm concentrating on my career right now and spreading as much Christmas joy as I can. As Bridal Reloved is growing I now have 7 individuals at headoffice to observe . One year Gus (the office dog for those that don't know ) licked me and I got very ill. Luckily Sam was on hand to sprinkle a little cinnamon next to me . Did you know it's the most effective way to help your Scout elf get back in action . Cinnamon is like vitamins for us elves and it helps us get back to the North Pole where the doctors can give us a quick check up.

## **Describe your dream wedding?**

Buddy: Lots of Candy Canes , snow, laughter and singing. Complete with a Christmas turkey with all the trimmings.





**What song would you pick for your first dance if you were to get married ?**

Buddy: All I want for christmas by Maria Carey . The ultimate Christmas classic , I think we can all agree on this.

**What do elves like to drink at Weddings ?**

Buddy: Elves really enjoy drinking mead and fermented honey but too much can make elves a little bit excitable, much as alcohol does on humans. Fortunately, elves feel none of the ill effects humans do when drinking this beverage. I personally also love Prosecco the bubbles are so fun.

**What are the three rules of Christmas in Elf ?**

Buddy:

1. Treat every day like Christmas
2. There's room for everyone on the nice list.
3. The best way to spread Christmas cheer is singing out loud for all to hear.

We have throughly enjoyed talking to you Buddy and hope you have a lovely Christmas and enjoy your break in the New Year . Until we meet again next year.



# WEDDING SPEECHES

and how to deliver a memorable toast 🍷🥂

Hello beautiful brides to be; its Mel owner of Bridal Reloved Leicester. With 6 years in the Wedding Industry I can honestly say I love hearing the speeches at a Wedding; it's my favourite part of Wedding talk in my boutique too .....except all the dreamy dresses of course!

After seeing the bride in her dress the speeches come a close second of great anticipation for all the guests to enjoy so today I'm going to talk to you lovely lot about wedding speeches and how to deliver a memorable toast. My top tips for toasting a truly unforgettable speech that will leave a lasting impression on the newlyweds and their guests !



**W**eddings are a time of joy, celebration, and love, and one of the highlights of any wedding reception is the speeches and toasts. Whether you're the best man, maid of honour, a close friend, or a family member, delivering a memorable wedding toast is a wonderful opportunity to express your love and well wishes for the happy couple. However, public speaking can be nerve-wracking, and crafting a heartfelt and engaging speech requires some preparation and thought. If you've been honoured with the task of giving a wedding toast, here are some tips to help you deliver a speech that will leave a lasting impression on the newlyweds and their guests.

**Prepare and Practice:** Before the big day, take the time to prepare and practice your speech. Start by jotting down your thoughts and ideas, focusing on what you want to convey to the couple. Be sincere, share anecdotes and memories, and express your happiness for their union. While it's essential to be heartfelt, remember to keep it concise and avoid rambling. Aim for a speech that lasts around two to five minutes to keep the guests engaged. As you practice, pay attention to your tone and pace. Aim for a warm and conversational tone, and practice maintaining eye contact with your audience to create a more intimate connection.

**Know Your Audience:** One of the essential elements of delivering a memorable wedding speech is understanding and connecting with your audience. As you prepare your toast, it's crucial to consider the diverse group of people present at the wedding reception. From close family members and childhood friends to colleagues and distant acquaintances, the guest list is likely to include individuals from different walks of life, ages, and cultural backgrounds. To ensure your speech resonates with everyone and creates a warm and inclusive atmosphere, here are some tips to know your audience and tailor your speech accordingly.



Photo credit : Lotus Photography @lotusphotographyuk



**Research the Guest List:** If possible, request a copy of the guest list or ask the couple for some information about the attendees. Knowing who will be present will give you valuable insights into the different relationships and connections that exist within the room. It will help you decide which anecdotes or stories to include and which aspects of the couple's relationship are most meaningful to highlight.

**Avoid Inside Jokes:** While inside jokes may be funny to a select few, they can make other guests feel left out or disconnected from your speech. Avoid referencing events or experiences that only a few people present at the wedding would understand. Instead, opt for stories and anecdotes that are more universal and relatable. You want everyone to feel included and engaged in your speech, regardless of their relationship with the couple.

**Focus on Common Experiences:** Find common ground with your audience by highlighting experiences and qualities that the couple shares with many of their guests. Speak about love, friendship, commitment, and the universal joys and challenges of relationships. By focusing on these shared experiences, you will create a connection with the audience and make your speech more relatable to everyone present.

**Be Mindful of Cultural and Religious Sensitivities:** Weddings often bring together people from various cultural and religious backgrounds. As a speaker, it's essential to be mindful of these diversities and avoid any statements or jokes that could potentially offend or alienate anyone. When incorporating cultural or religious elements into your speech, do so with respect and sensitivity. If you're unsure about a particular reference or tradition, it's best to leave it out of your speech.

**Speak with Warmth and Empathy:** Approach your speech with empathy and warmth, acknowledging the significance of the day for both the couple and their guests. Express your appreciation for the diversity of the audience and the role they play in the couple's lives. When the guests feel valued and appreciated, they are more likely to connect emotionally with your words.

### **Encourage Audience Participation:**

Engage the audience by encouraging their participation in your speech. You can do this by asking simple questions that require a show of hands or inviting them to raise their glasses for a toast at certain points in your speech. Involving the guests in this way creates a sense of camaraderie and shared celebration.

By knowing your audience and tailoring your speech to be inclusive and relatable, you will create a memorable and meaningful moment for the newlyweds and their guests. Your words will not only celebrate the couple's love but also bring people together in a shared experience of joy and celebration. So, take the time to connect with your audience, speak from the heart, and leave a lasting impression on this special day.

**Start with a Strong Opening:** Grab the audience's attention from the beginning by starting with a strong opening line or a memorable quote about love or marriage. An engaging start sets the tone for the rest of the speech and helps you establish a connection with the audience. You might begin with a personal reflection on your relationship with the couple or a heartfelt expression of your excitement and joy to be part of their special day.

**Share Heartfelt Stories:** The best wedding speeches often include personal anecdotes and stories that highlight the couple's journey and the special moments they've shared. Share a funny or heartwarming memory that reflects the couple's love for each other. Be mindful to choose stories that are appropriate for a public setting and that showcase the couple's best qualities. Focus on the positive aspects of their relationship, highlighting their strengths and the reasons why they make a perfect match.

### **Express Gratitude and Well Wishes:**

Take a moment to express your gratitude for being part of the couple's special day. Thank the hosts, the couple's families, and everyone involved in making the wedding a memorable event. Convey your well wishes for the couple's future and their life together. Let them know that you believe in their love and support their journey as they begin this new chapter.



Your words of encouragement and support will mean a lot to the couple as they embark on their married life.

**Use Humour Wisely:** Humour can be a fantastic addition to a wedding toast, but it should be used wisely and sparingly. A well-timed joke or light-hearted remark can bring smiles to everyone's faces and set a relaxed tone. However, be cautious not to overdo it or include anything that could be offensive or inappropriate. If you're unsure about a joke's appropriateness, it's best to err on the side of caution and opt for a more heartfelt and sincere approach.

**End on a High Note :** End your speech on a positive and uplifting note. Reiterate your love and well wishes for the couple, and conclude with a heartfelt toast to their happiness and love. Encourage the guests to raise their glasses and join in the celebration. You might use a famous quote or a beautiful line of poetry that captures the essence of love and marriage, leaving the guests with a feeling of warmth and joy.

**Practice, Practice, Practice:** Once you have written your speech, practice delivering it in front of a mirror or to a close friend or family member. Pay attention to your tone, pacing, and body language. Practicing will help build your confidence and ensure a smooth delivery on the wedding day. Consider recording yourself while practicing to identify areas where you can improve and make necessary adjustments.

**Be Mindful of Time:** Timing is crucial when it comes to wedding speeches. Be respectful of the schedule and avoid going too long, as guests may become restless. Remember, it's better to leave the audience wanting more than to overstay your welcome. If you have multiple speakers, coordinate with them beforehand to ensure that each speech fits into the allotted time frame smoothly.

**Speak from the Heart :** Ultimately, the key to delivering a memorable wedding toast is to speak from the heart. Let your love and affection for the couple shine through your words. Don't worry about perfection; what matters most is the sincerity and genuine emotion behind your speech. The couple will appreciate the effort you put into crafting a heartfelt toast that celebrates their love and marks the beginning of their married life with warmth and happiness.

Remember, a wedding toast is a moment of celebration and love, and the couple will cherish your words for years to come. Take the time to prepare, speak from your heart, and share in the joy of the occasion. With these tips, you'll deliver a memorable toast that adds to the magic of the wedding day and creates beautiful memories for the newlyweds and their guests. Cheers to love, happiness, and a lifetime of cherished memories!

#weddingspeeches #bridalreloved  
#bridalrelovedleicester





# WINTER WONDERLAND



## Suppliers:

**Photographer** - Sophie TC Photography  
@sophie\_tc\_photography

**Venue:** Llanthony Secunda Priory @llanthonysecunda

**Hair** - Glitterbugz Hair, Beauty & Bridal Styling  
@glitterbugzbridalhair

**MUA** - Make up by Kay-Louise @kaylouisemakeup

**Styling & Flowers** - Louise Pritchard Country  
& Formal Flowers @louisepritchardflowers

**Love Letters** - Light up your night @lightupyournight1

**Flower Wall, Cutlery & Linen** - Diamond Event Styling  
@diamondeventstyling

**Stationery** - Dear Emma Wedding Stationery  
@dear\_emma\_weddingstationery

**Furniture** - Valley Furniture Hire @valleyfurniturehire

**Cake** - The Gloucester Cake Company @gloscakecomp

**Drinks** - Gloucester Brewery @gloucesterbreweryuk

**Models** - Chris Burch @chrisburch1991,  
Josef @josef\_benedetto

Jessica @jessicafarrugia, Ellie@clinic\_\_93

**Dress** - Bridal Reloved Gloucester  
@bridalrelovedgloucester







# WINTER WONDERLAND

#weddinginspo

Rustic tables from Valley Furniture layered with polished gold cutlery , twinkling lights , linen napkins and green foliage; just some of our favourite things in this shoot! This paired back but magical intimate setting has been created at Llanthony Secunda Priory located between the village of Hempstead and Gloucester's historic docks. The copper tones bring warmth against the ivory decor and wedding dress from Bridal Reloved Gloucester is the centrepiece of this shoot . What do you think ? Would you opt for a Christmas wedding ?













# ECO BRIDE LUCY

## Suppliers:

**Bride:** Lucy Elizabeth  
@luce\_eliz

**Venue:** The Manor House  
@themanor.westbexington

**Hair:** HeadRush Martock  
@headrush\_martoc119

## Photographer:

Pip&Co@pipandco.uk

**Florist:** Fiona Penny@penny.fiona

**Dress:** Bridal Reloved Dorchester  
@bridalreloveddorchester

**MUA:** Millie @millieburton.makeup

**Suits:** Marks & Spencer  
@marksandspencer


**Jewellery:** Pandora  
@theofficialpandora & Swarovski  
@swarovski

**Veil:** Stella york @missstellayork

ECO BRIDE FEATURE



# BRIDE BY THE SEA



One day in September both parties were busy getting ready by the sea in beautiful West Bexington. Lucy & Dom got married at St Andrew's Church in Weymouth and then celebrated in style with a champagne tower and a fun filled evening at the Manor House back in West Bexington.













# INTERVIEW WITH ECO BRIDE LUCY

## How did Dom Propose ?

Lucy: Dom proposed after 8 and a half years together. We went away to Edinburgh for a city break, but when we arrived he swept me away for a night in the Highlands. He took me to Cuil Bay on Loch Linnhe so I could have a swim and he popped the question. It was perfect. We spend the night in a wooden cabin with champagne and pizza looking out over the beautiful Glencoe.

## When and where was your Wedding ?

Lucy: Our wedding was 23rd September 2023 at The Manor House, West Bexington, Dorset. We wanted to get married on our tenth year together.

## Why did you choose your Wedding Venue ?

Lucy: Dom and I were looking for a venue near the beach in the South West. We found the Manor House and fell instantly in love. We had the whole hotel for the weekend so all our family and friends could stay. The marquee had a full sea view and the staff were just wonderful. The first time we visited we knew it was where we wanted to get married.

## How did you decide on your Colour scheme?

Lucy: I really wanted colourful seasonal flowers so needed dresses to match that. We're big Everton fans in our family so there had to be some blue involved in the day. I went for navy blue dresses, meaning the flowers really stood out.

## Did you have help with Planning or Styling ?

Lucy: I really wanted colourful seasonal flowers so needed dresses to match that. We're big Everton fans in our family so there had to be some blue involved in the day. I went for navy blue dresses, meaning the flowers really stood out.

## Who was the designer of your Wedding dress ?

Lucy: Stella York

## How did you choose your Photographer ?

Lucy: We found our photographers on instagram and loved their photos. After an enquiry and a FaceTime we knew they were who we wanted for our big day. They were very relaxed and organised and slotted right in. They made me feel very calm and snapped away all day. I would highly recommend them to anyone.

## Describe your big day ?

Lucy: Perfect. I had the best day of my life surrounding by my most favourite people in the world. My husband and I felt so happy and relaxed the whole day and just SO surrounded by love.

## How did you bring the fun to your Wedding Day ?

Lucy: We got a Photo Booth that was very entertaining. My bridesmaids spent hours here taking silly photos. Our dog Russell was also a big part of the day and brought lots of fun!! And of course our guests especially my maid of honour/sister brought all the energy and fun on the dance floor.

## Was it important to be an Eco Bride ? / Why did you choose Bridal Reloved ?

Lucy: I followed Bridal Reloved on Instagram and saw some beautiful dresses and brides. I loved that the dresses only had certain sizes, it made my dress feel more meant to be! Also being a sea lover it was nice to do a little something to save the planet.

## What food and drink did you have ?

Lucy: We had the most delicious food catered by our venue The Manor House. We had canapés to start that my husband and I had taste tested. The main course was roast chicken or roast beef with cheesy leeks and seasonal veg and my favourite course was sticky toffee pudding for dessert! The food was so delicious and we got lots of compliments from our guests! We had Prosecco, Corona and a selection of fruity cocktails for drinks. I survived off Aperol Spritz!



### Who walked you down the aisle ?

Lucy: My dad walked me down the aisle, and it felt so special. It was such an emotional moment and I was so grateful to cling on to my dad. Having my two favourite men in the world at either end of the aisle was special!

### What was your first dance ?

Lucy: Our first dance was to Baby it's You-London Grammar. We have always loved the song and being childhood sweethearts it has always been Dom so the lyrics were quite apt!

### Who caught your bouquet?

Lucy: My very pregnant best friend caught the bouquet!! She's a bouquet toss champion and she wasn't going to let her bump stop her! We're still waiting on her ring though.

### Would you have done the day differently? Is there anything you would change?

Lucy: Honestly no. I think sometimes when planning a wedding it's easy to get caught up in the little things, but ultimately it's just about love and marrying your soulmate. I would say to future brides make sure you do what you want to do on the day!





















# FIRST LOOK WITH LOTUS



I absolutely love First Looks! So much so that I'm writing this article but what on earth are they?! Simply put, it's the first time the couple see each other in their gorgeous wedding attire looking absolutely stunning on their wedding day. A moment of falling in love all over again.

**N**ormally this happens at the ceremony, but what if you were to switch things up and do it privately, just the two of you (and your photographer) before the ceremony? Yep, I heard you gasp, BEFORE the ceremony?!?!?

That's right. First Looks aren't a new thing, they've been popular in America for a long time, but in England, they seem to be taking a while to catch on.

Here are a few reasons I think it's worth thinking about having a First Look:

**Timing:** Let's start with a practical reason. If your ceremony isn't until later in the day, it might already be dark by the point you actually have time for your couple's photos, or you might have to rush them between the meal, the cake cutting, the dancing, and celebrating your wedding day. Doing them earlier means you can free up more of your day leaving more time to celebrate, whilst sneakily creating a quiet moment for just the two of you.

**Take it all in:**

You've spent a long time adding all those beautiful unique details to your wedding attire, this gives you a chance to take it all in.









## Calm The Nerves

If you're nervous, a hug from someone you love can put the world to right. I once shot a First Look where the couple were both really nervous, but instantly felt better and relaxed after seeing each. We even set it up so that after the photos, I was shooed away so they could have a private cup of tea and a biscuit, just the two of them, before the ceremony.

## Photos

Of course you'll still get those beautiful photos of your faces as you walk toward each other during the ceremony, but a First Look gives you so many more chances to get even more photos. You can even switch things up and do all your couple's photos before the ceremony, giving you even more free time to celebrate later.

## The Other Side Of The Coin

Now I could leave it with just the positives and amazing arguments for a First Look, however, you all know I'm far too honest, so here are some of the realities and considerations:

### Technically It's Not Just The Two Of You

I'm only 5ft4, but that's still tall enough to be noticed, especially when I'm holding my camera. Yes, we all love to talk about the privacy and intimacy of a First Look, but your Photographer and Videographer will still be there. We promise to be discrete, to give you this moment, but the truth is we're still there.

## Lighting

Certain times of day do not produce the most flattering light for photos. For example, go outside and take a selfie at noon and then take another one at sunset, spot the difference?

Lighting is something photographers study for a long time, we know how to make it work, but the truth is that some light is harsh, so sometimes it worth waiting until later to get that beautiful light.

## Playing It Cool

I blame Hollywood for this, but there is a huge expectation about partners having a BIG

reaction to seeing each other. The truth is that some people always look calm and collected on the outside,

You can truly appreciate how beautiful you each look, absorb all the little touches right down to the jewellery and crazy socks.

whilst on the inside they are overflowing with emotion. If your partner is like this, set your expectations, don't assume a First Look will get you that BIG Hollywood reaction.

## Location Location Location

Think about the practicalities. If you're both getting ready in separate locations, have to travel to the ceremony at different times, then have to travel to the reception, sometimes it's just not practical to have all that traveling in one day.

## My Opinion

If you haven't guessed it by now, I friggin' love them! It might be because I'm impatient and the idea of having to WAIT to see my partner just isn't me. But I love the romance of them, I love how it's a quiet moment on a very busy day, I love seeing couples take it all in, for the nerves to melt away and for them to just be.

## But What Do They Look Like???? Are They Any Good????

Erika and Ryan decided to opt for a first look just before their ceremony at the Guildhall. Ryan had to wait nervously as Erika made her way down the street, but you can tell by his reaction that it was totally worth it.

So, would you consider a First Look?



Emily, Lotus Photography UK #ShowYourUniqueStyle  
[www.LotusPhotographyUK.com](http://www.LotusPhotographyUK.com)



Featured in :

**COSMOPOLITAN**

**bride**  
planning your perfect day

**Muddy  
Stilettos**

**The New York Times**

**Hitched**

As  
seen in  
**you & your  
wedding**  
Magazine

**the knot**

**Closer**

**ROCK MY  
WEDDING**

FROM BRIDES  
WITH LOVE

featured  
ON  
**Whimsical  
Wonderland  
Weddings**  
.COM

**marie  
claire**

**COUNTY  
WEDDING**  
Magazines

AS FEATURED  
ON  
MAGPIE WEDDING

**Love  
Myself**

Pretty & Punk  
Approved

FEATURED ON  
**brides**  
UP NORTH

**PLANS & PRESENTS**  
WEDDING BLOG

**VOW**  
MAGAZINE

**the  
Wedding  
secret.**

ROCK N ROLL  
**BRIDE**  
— APPROVED ROCKSTAR —  
**VENDOR**

**BOHO WEDDINGS**  
WEDDING BLOG AND DIRECTORY

AS FEATURED ON  
**EW**  
THE  
ENGLISH  
WEDDING  
BLOG



# ECO BRIDE GABRIELLA



ECO BRIDE FEATURE



# ECO BRIDE

#weddinginspo

Gabriella & Dom got married on the 8th July at Batemans Barn in Norfolk. An eco conscious couple who styled their venue with secondhand finds and upcycled items. Their flowers were foraged from the venue and Gabriella's beautiful dress was purchased from Bridal Reloved Wanstead. The food .... where to begin ? The most wonderful BBQ from Funnells Kitchen which managed to perfectly blend both English|Asian flavours with little desserts served in glass jars followed by Pizza supplied by Crabb and Fox Mobile Bar Hire! No guests went home hungry at this Wedding!













# ECO BRIDE GABRIELLA

## How did Dan Propose ?

Gabriella: I had absolutely no idea it was coming! He booked a romantic weekend away for my birthday, which was all a surprise. We had gone for a long walk in the morning, and we were heading to Hintlesham Hall for afternoon tea. Before going in we took a walk around the gardens, and next thing he's down on one knee. He gave a lovely speech about our relationship, and we were both very excited to tell everyone. He booked the suite, afternoon tea and a spa – followed by Japanese food and cocktails.

## When and where was your Wedding?

Gabriella: We got married on July 8th 2023, at Bateman's Barn in Norfolk.

## Why did you choose your Wedding Venue ?

Gabriella: It was really important to Dan and I that the venue was as eco-conscious as possible. I work for a conservation charity, and we also own our own refill business. Bateman's Barn was the top venue close to us in Cambridge when we searched for 'green wedding venues'. After the first meeting we spent the entire time talking to the owners, Nicole and John, about wetland restoration and bird spotting so we knew it was the place for us. The outside space was exactly what we were looking for when it came to the ceremony and the grounds and moat were an added bonus for pictures. I can't recommend them highly enough!

## How did you decide on your Colour scheme?

Gabriella: We didn't really have a colour scheme! Our flowers were foraged from the venue's regenerative farm, and as we didn't know which flowers we would be getting on the day we kept the rest of it fairly neutral. We wanted to make sure that my dress and bouquet, and Dan's suit wouldn't clash with the colours of the wild flowers. As we didn't have

groomsmen or bridesmaids, it made keeping everything neutral a lot easier.

## Did you have help with planning our styling?

Gabriella: Nicole at Bateman's Barn was brilliant, she was out at the crack of dawn foraging for us and also made the grounds look stunning on the day. The rest of the styling was down to whatever we could get our hands on secondhand or upcycled ourselves.

We are very lucky to have great friends who lent us flower vases, picture-frames and other items for the day. We upcycled our seating chart from a pre-loved pallet, and we made signs for our garden games from scrap wood. It was very rustic, but we absolutely loved the finish on the day.

## How did you choose your Photographer ?

Gabriella: Kezia was recommended to us by the venue, and we are so glad to have met her. From the first coffee meeting we instantly clicked. She was fabulous on the day and made the photography seamless, she really captured the best parts of our day and we're grateful to have such wonderful photos to look back on.

## Describe your big day

Gabriella: I N C R E D I B L E . We had a very stressful week in the lead-up with our car breaking down (with Dan in it!) late the night before and my mum having food poisoning. But when the day itself came, it was perfect. From getting ready to the final dance, we were on cloud nine. Our friends and family were so wonderful and made the day very special. We really wanted it to be a relaxed, garden games and BBQ feel, and it was just that. A lot of our photos are Dan and I wondering around fields, beer in hand,



just laughing with one another or with friends. There was no pressure, no rushing or stress, it was just an all-round fun day. We didn't want it to end.

### How did you bring the fun to your wedding day?

Gabriella: We had garden games throughout the day, so everyone could grab a drink and play cricket, Finska/Molky, ring toss (made from wine bottles) or corn hole – which Dan's parents very kindly made for us from their old flooring.

We both gave a speech which was fun, and we had a big group first dance after the BBQ. Dan and I also made our own playlist for the DJ so it felt like it really was catered to us and our personality.

### Who was the designer of your wedding dress?

Gabriella: Watters

### Was it important to be an Eco Bride ? / Why did you choose Bridal Reloved?

Gabriella: Definitely! Being able to have such beautiful choice from Bridal Reloved really made the experience. I was worried that by wanting a secondhand dress I wouldn't be able to have the traditional shopping experience, but Debbie at Bridal Reloved Wanstead made it so magical on my dress day.

Dan and I buy all our clothes secondhand/thrifted so being able to have my dress from a reloved shop really was a dream.

### What food and drink did you have?

Gabriella: Instead of appetisers, we decided to put out sharing tins of plastic-free crisps from 'Two Farmers', which went down well with Pimms and beer.

For our wedding breakfast, we had an BBQ from Funnells Kitchen, they did an amazing job combining the English/Asian fusion we wanted. Half of my family is Indian and also vegetarian so we felt like it was a high maintenance order. We had curried cauliflower, pakoras and samosas as well as large salad sharing platters, curried breads, and Asian coleslaw

on top off regular BBQ meats for those who wanted them. These were followed by delicious desserts served in glass jars.

Our cake was made by my Grandma and decorated by my cousin and family friends – which was so special to have her part of the big day. We also had cake from our local café The Linton Kitchen, and a pizza van in the evening. I think everyone went home pretty full!

### Who walked you down the aisle?

My wonderful Dad. He's my role model and has always been there to support me through everything. I was very fortunate to have him there.

### What was your first dance?

Gabriella: We did a group first dance to Everywhere by Fleetwood Mac, inspired by our travelling days around Australia in our campervan.

### Who caught your bouquet?

Gabriella : Ooh! I didn't do a bouquet toss. I think because they were dried flowers, and I was worried they would get damaged. But one of my closest friends is getting married next so I should have handed them to her.

### Would you have done the day differently? Is there anything you would have changed?

Gabriella: Absolutely nothing, I had my best friends and Mom do my hair and make-up, and Dan went to the driving range with his friends in the morning – so from the very start of the day we were surrounded by the best people. The day itself was so relaxed and by the end of the day we were all so happy from the Pimms and dancing! I think because we were so happy to be there and getting married, everything went exactly the way it should have.

Thank you so much for talking the time to talk to us here at Wedding Fix . It was great to hear that the stress leading up to your wedding day didn't impact on your Big Day and how eco minded you both were . We wish you may years of happiness, love and good health .





## Suppliers:

**Bride:** Gabriella King

@gabriellaghelani

**Venue:** Bateman's

Barn@batemansbarnweddings

**Hair & MUA:** Friends of the Bride

**Photographer:** Kezia Tan Photo

@keziatanphoto

**Florist:** Fido's Flower Designs

@fidosflowerdesign

**Dress & Veil :** Bridal Reloved  
Wanstead @bridalrelovedwanstead

**Wedding Cake:** Handmade by  
Brides Grandma and decorated by  
family & friends.

**Additional cake:** The Linton

Kitchen @thelintonkitchen

**Cake toppers:** Cwtch Signs

@cwtch.signs

**Stationary:** Handmade using Canva

@canva

**Suits:** Moss Bros @mossbros

**Shoes:** High heels and platform

Vans both from Vinted @vinted

@vans

**Pizza:** Crabb and Fox Mobile Fox

@crabbfoxmobilebar

**Crisps:** Two Farmers

@twofarmerscrisps

**BBQ:** Funnells Kitchen

@funnellskitchen











# Marriage Tips :



The goal  
is to laugh  
forever with  
someone you  
take seriously.



HUGS  
MATTER!  
A HUG FROM  
THE RIGHT  
PERSON  
TAKES ALL  
YOUR STRESS  
AWAY.



A BIT OF  
MADNESS IS KEY

LA LA LAND

Marriage Tip

Make time for  
romance every  
day

Bridal Reloved

Marriage Tip

Always  
remember that  
you're in this  
together

Bridal Reloved

Life is better  
when we're  
together



Marriage Tip

It's all about  
finding that  
special person  
you can annoy  
forever

Bridal Reloved





# Why a Toastmaster is a Must-Have for Your Wedding Day



If you like the idea of having someone to formally guide, announce, and help support your day – a wedding toastmaster could be for you. In this article Stefan also known as ‘The Tall Toastmaster.’ gives us an insiders view on being a toastmaster and what he can offer all you lovely brides .

Your wedding day is a once-in-a-lifetime event, filled with joy, excitement, and love. However, with so many moving parts and potential hiccups, it can be easy for stress to take over and detract from your special day. This is where a professional toastmaster can make all the difference. Over to you Stefan !!

Stefan: Hi , yes I’m Stefan and toastmasters are experts in the art of event coordination, helping to ensure that everything runs smoothly and that your day is as magical as you’ve always hoped it would be.

Take us right back to the beginning of The Tall Toastmaster? Describe your career ?



Photo credit : Clara @claralouphotos

Photo credit : Clara @claralouphotos



Stefan: I began my career in the hotel industry over two decade’s ago as a Wedding Coordinator and Conference and Banqueting Manager. Whilst running hundreds of events and weddings over the years I realized that what I really wanted was to be a professional Toastmaster. The most enjoyable part of my job has always been meeting people, getting to know what they want out of their event, and helping them to achieve this.

How many years have you been in the Wedding Industry ?

Stefan: I’ve worked in the industry for 20 years being a professional Toastmaster for 11 years.

How many weddings have you been part of ?

Stefan: Roughly 1200 weddings I’ve been involved in which is such a privilege when I really think about it .The joy in knowing you have helped someone achieved their perfect day is just priceless.

How tall are you?

Stefan: 6ft 7

What’s the strangest request your EVER had at a Wedding ?

Stefan: I assisted the best man to get undressed so he could do his speech in his underpants!!



# THE TALL TOASTMASTER



Photo credit : Clhris Chambers @chrischambersphoto

**Where is your favourite wedding venue ?**

Stefan: I've always said it's not the venue it's the people attending the day that make it special. If I had to choose, I would say Grantley Hall  
[@grantleyhall\\_](#)

**How did you bring the FUN to a Wedding?**

Stefan: I'm a big believer to make people feel like there at home and comfortable in the surroundings, which makes them relax and have fun. I make sure that everything is under control so people can enjoy themselves.

**What is your main role at a wedding?**

Stefan: My main role is to look after my couple and their guests whilst making sure the venue and suppliers are all on the same side to make the couples day go without a hitch, and make sure they have the wedding that they have dreamt of.

**What time do you usually arrive at the wedding venue?**

Stefan: 2 hours before.

**Describe your personality in three words?**

Stefan: Fun/Professional/Calming



Photo credit : Clara @claralouphotos



## Why should you consider hiring a toastmaster for your wedding?

Stefan: From the dress and venue to the catering and music, every detail needs to be just right. There are so many moving parts on the day and people to coordinate, things could become overwhelming. This is where a professional toastmaster comes in. A toastmaster is a master of ceremonies, trained to manage and coordinate events like weddings.

A toastmaster is a fabulous way of adding an extra sense of occasion to the day. While maintaining an unobtrusive presence throughout, good toastmasters give the wedding party and their guests the feeling that they are being looked after and that the event is under control.

There are so many reasons why a toastmaster is a great addition to your big day. I've actually provided a list :

No. 1 perhaps the most important reason is keeping the **wedding on schedule**. A toastmaster ensures that everything runs according to plan and that the day stays on schedule and keeps things running smoothly. They act as a liaison between you, your suppliers and your guests, ensuring that everyone knows what's happening and when. They can help keep your timeline on track and ensure that everyone is in the right place at the right time for photographs,

speeches and more... ensuring that the whole day keeps to schedule and nobody's missing from the all important group shots.

No.2 **Reduces stress** - A toastmaster takes on the responsibility of coordinating with vendors, making announcements, and ensuring that everything is running smoothly. This takes a lot of pressure off of the bride and groom and their families and can help you stay relaxed throughout the day. With so much to do and so many people to manage, a toastmaster can help alleviate some of that stress by taking care of the details for you. They can handle any unexpected delays that arise and ensure that they are on hand for any questions from the venue staff or other suppliers on the day, in essence they make sure that everything is taken care of so that you can relax and enjoy your day.

No.3 **Professionalism** - A toastmaster adds a touch of elegance and professionalism to your wedding. They dress in formal attire and act as the ultimate host for your event and what's more special than being introduced as a newly married couple in such a traditional and special way creating a memorable experience for you and your guests.

No.3 **Experience** - A toastmaster has experience in coordinating weddings and events. They know how to handle any situation that may arise, from a late vendor to a missing wedding party member.





**No. 4 Personal touch** – A toastmaster can add a personal touch to your wedding by announcing special moments, such as a touching speech or a surprise gift. A good toastmaster knows how to keep your guests engaged and entertained. They can introduce speakers, make announcements, and even add a touch of humour to your reception. This can help keep your guests happy and engaged and really felt taken care of throughout the whole event.

#### How do you pick the right toastmaster for you ?

Stefan: Character counts so much . I would always choose a toastmaster who you feel that really gets. They need to get on well with your guests and oversee events of the day in a charismatic, yet unobtrusive manner. After all, your wedding is an occasion for celebration – you want everyone to feel comfortable and looked after by the toastmaster you choose.

If you haven't been recommended a toastmaster by a friend or associate, an online search will quickly produce a list of names, such as the Guild of Professional Toastmasters, The London Guild of Toastmasters, The UK School of Professional Toastmasters, The Institute of Toastmasters of Great Britain, and The English Toastmasters Association.

#### What is your general timetable for the day? Lets start with your arrival to Venue?

Stefan: I arrive at the venue in plenty of time so I can build a nice rapport with the hotel staff and make sure I have a good understanding of how they work. I ask if they need any help with anything before it all starts and I go through timings for the day with the person in charge., I introduce myself to and offer any help to the photographer/videographer if they haven't been to the venue before and plan what they later in the day. I know which rooms are being used for which part of the day.

#### What is your role at the Civil Ceremony?

Stefan: I introduce myself to the registrars when they arrive and ask them what they would like me to do during the ceremony. Introduce the groom/bride and their best man to the registrars and confirm when they would like to talk to them before it all starts. I introduce myself to the ushers and see if they need any help with buttonholes, ties, or hankies! (This happens a lot!) Go through the seating plan with the ushers and also indicate what their role will be for the day.





### How do you help with the Arrival Drinks?

Stefan: I arrange the arrival drinks for the happy couple after the ceremony. I make sure I know where to guide the guests to for the arrival drinks and also for the photographer. I assist the photographer with the group shots and, if required, I announce the confetti shot/bouquet throw or large group shot. I arrange with the venue for the couple to have their own canapé plate if canapés have been ordered. I always make sure they have a drink if they would like one. I answer any questions that the guests have.

### What is your role at the Wedding Breakfast?

Stefan: First, I ask the couple if they would like to see the room before everyone goes in. When the room is ready, I will call them in and arrange the receiving line if they are having one. I will organize any music being played when they enter the room. Once the wedding party are seated the speeches will be introduced, unless there are after-dinner speeches. I will say 'Grace' if this is required. I inform the guests about the bell for the bride/groom, so they know what it's for. The bell is there in case the couple needs to speak to me at any point, or just wants a top-up! It's just a bit of fun and the guests seem to like it. I will arrange the cutting of the cake.

### How do you help with the Speeches?

Stefan: Just before I introduce the speeches I will check if they have any presents to hand out. When they are ready to start speeches it's always a good idea to inform the guests five minutes before to make sure everyone is aware when they are going to start. I always check with the venue that they have a microphone to use and see if the videographer needs to set up their microphone and speakers before we start! Sometimes they need to change the lapel microphone for each speaker, so I check first. Before we start, I always make sure the order of speakers and if they would want to use a microphone? Depending on numbers I always guide them if they need to use it or not.

For each speaker, I would introduce them before they start and get the guests to make some noise to cheer them on. At the end of the speeches, I would make it clear what's going to happen next and inform them where to go.

### What is your role at the evening reception?

Stefan: Once the meal and speeches have finished, I will call all the guests out of the room to the bar area. At this point sometimes the photographer takes the Couple out for more pictures so it's just making sure they are happy, and I will then check with the venue if they need any help on turning the room around for evening celebrations. Once the main room is ready, I make sure that the suppliers that are attending are in the right spot before I call guests back in and to make sure that the Couple are not near the main door just in case, they accidentally start a receiving line which could take a long time with the extra guests in the evening! If they haven't cut the cake in the daytime, I organize this to happen just before the first dance. I make sure they are in the right spot at the right time before the DJ announces them both and guide them out to cut the cake and lead them to do the first dance!



Photo credit : William Fisher @wf\_photo



### Why should our brides book you?

Stefan: My Couples can ensure that their day will go as planned and will be one to remember.

*"We were advised to have a toastmaster on our big day and without a doubt that was brilliant advice that we will now continue to share. When looking for your ideal toastmaster I fail to see how you could do better than the Tall Toastmaster. He visited us a few days before our wedding and within minutes we both felt a warming reassurance that there was a suave professional with the elegance, expertise, and presence to make sure the day flows as planned. Lots of things happened on the day but the toastmaster was ever-present guiding the groomsmen, supporting the bridesmaids, facilitating for the cameraman, co-ordinating times with the venue, making sure we had a drink and were served canapes, etc., and all this behind the scenes whilst the front of house smartly bringing a commanding sophistication to proceedings; Making sure guests knew what was happening and where they needed to be and when they needed to be there. Do not get married without a toastmaster and if the tall toastmaster is available do not get married without him!!!*

### How do our brides book you?

Stefan: They can contact me by

<https://www.thetalltoastmaster.co.uk>

<https://www.instagram.com/thetalltoastmaster>

07890520117

[stefan@thetalltoastmaster.co.uk](mailto:stefan@thetalltoastmaster.co.uk)



Photo credit : Mick Cookson Photography @mickcooksonphoto

We feel hiring a toastmaster on your wedding day is a smart decision that can help you have the best day of your life. They add an element of elegance to your event and we couldn't recommend Stefan enough ! Thank you for taking the time out of your day to talk to us here at Wedding Fix !

The tall toast master @thetalltoastmaster

<https://www.thetalltoastmaster.co.uk/therole>



# HANDBASTING CORDS

A

handfasting cord (sometimes known as a handbinding cord or simply a wedding cord) is a cord or ribbon which is used for literally 'tying the knot' during a wedding or betrothal ceremony. The couple stand together and the handfasting cord is wrapped or tied around their joined hands, representing the joining of their lives and the binding of their union. Through this ritual, the couple display their unity and become bound to one another. In this article Laura tells us what we need to know about handfasting and if its right for you on your wedding day !



## Suppliers:

**Venue** - Moor Farm Chickerell,  
Dorset

**Photographer** - Kirsty Hardiman  
Photography @kirstyhardimanweddings

**Brides** - Sadie & Bianca @sadiesbornephotography

**Hair & MUA** - Amazing Face Dorset  
@amazing\_facedorset

**Bridalwear** - Bridal Reloved Dorchester  
@bridalreloveddorchester

**Designer** - Sassi Holford @sassiholfordbridal  
@the\_wildflowerpress

**Flowers** - Claire Lythgoe  
@ceremoniesbylaurabell

**Celebrant** - Ceremonies by Laura Bell  
@ceremoniesbylaurabell

**Cake** - Gems Cakes @gems.cakes

**Food** - Pizza with Love  
@pizzawithlovedorset



# A SIMPLE GUIDE TO HANDFASTING

By Laura Bell @Ceremoniesbylaurabell

When it comes to planning your wedding ceremony, you may be interested in having a Celebrant instead of a registrar. There are big differences between the two, the most obvious being content and time length. Celebrants offer more flexibility and essentially create your ceremony with careful guidance from you. We understand that every couple is different and so there will be different things you may wish to include, one of which is a symbolic ritual.



## So what is a ritual?

Rituals are elements that are included in wedding ceremonies symbolise your union as a couple / family / blended family. They are a beautiful keepsake for you to treasure and remind you of your special day. I usually recommend to my couples to include no more than 2 or 3 rituals, depending on the length they would like the ceremony to be. The most popular option is for a handfasting or handtying, after personal vows.

## Handfasting vs Handtying

Handfasting or handtying becomes more popular each wedding season. There are different ways of doing both with a Handfasting typically being more spiritual as the Celebrant will call upon the elements and likely have an altar to

accompany and support the ritual. Handfasting is of Celtic origin and people would often be handfasted with fabric strips made into a Handfasting chord instead of exchanging gold rings, which was reserved for royalty and wealth. Handtying is adapted from this and you can discuss with your

celebrant which way of tying and knotting suits you best.

You can choose fabrics, ribbons, charms and photo lockets to decorate and create your braid, or you can have







key guests drape ribbons over your hands. Some brides choose fabric from family member's wedding dresses or veils. You can also choose to have a blessing piece shared as your hands are tied together.

Extended from this a very simple tying of the knot which is a simple to communicate your nuptials in photographs. Typically this is done after your vows and you can kiss and showcase your knot at the same time!

During a handtying or a simple tying of the knot, you may wish to provide your guests with shots as you do indeed, tie the knot which always goes down well and is a great way to include them within your ceremony.

What's more, as they say "a wet knot is harder to untie" meaning rain on your wedding day is actually lucky. If you are looking to include a handfasting or a handtying within your ceremony content and the venue allows, your Celebrant can bless your chord or ribbons with water to symbolise this.

Laura Bell is a Dorset based Celebrant, Wedding Fix friend and lover of rituals within ceremony.

Visit [www.ceremoniesbylaurabell.com](http://www.ceremoniesbylaurabell.com) to learn more about what she can offer.





# FESTIVE DRESSES



**REF NUMBER:** WN504D

**STYLE:** Separates

**FABRIC:** Tulle

**Bolero:** Bridal

**SHOP:** Wanstead

**COLOUR:** Ivory

**ORIGINAL PRICE:** £895

**PRICE:** £400

**SIZE:** 10

**DESIGNER:** Charlie Brear

**REF NUMBER:** CA409A

**STYLE:** A Line

**FABRIC:** Tulle

**DRESS:** Bridal

**SHOP:** Caistor

**COLOUR:** Ivory

**ORIGINAL PRICE:** £1900

**PRICE:** £950

**SIZE:** 24

**DESIGNER:** Romantica







**REF NUMBER:** P16L

**STYLE:** Fit to Flare

**FABRIC:** Satin

**DRESS:** Bridal

**SHOP:** Peterborough

**COLOUR:** Ivory

**ORIGINAL PRICE:** £1679

**PRICE:** £600

**SIZE:** 12

**DESIGNER:** Alfred Angel

**REF NUMBER:** D1720K

**STYLE:** Fit to Flare

**FABRIC:** Beading

**DRESS:** Bridal

**SHOP:** Dorchester

**COLOUR:** Ivory

**ORIGINAL PRICE:** £1900

**PRICE:** £800

**SIZE:** 10

**DESIGNER:** Justin Alexander







**REF NUMBER:** SH525S

**STYLE:** A Line

**FABRIC:** Tulle

**DRESS:** Bridal

**SHOP:** Shrewsbury

**COLOUR:** Ivory

**ORIGINAL PRICE:** £1600

**PRICE:** £700

**SIZE:** 12

**DESIGNER:** Louise Bentley

**REF NUMBER:** BA108K

**STYLE:** Fishtail

**FABRIC:** Sequins

**DRESS:** Bridal

**SHOP:** Barnstaple

**COLOUR:** Silver

**ORIGINAL PRICE:** £1080

**PRICE:** £500

**SIZE:** 12

**DESIGNER:** Bowen Dryden






*Bridal Reloved is a multi award winning franchise that specialises in sustainable options for bridal apparel.*

*Established in 2013 the brand now has 20 boutiques throughout the uk with 5 more franchises to be launched in 2024*

*Bridal Reloved owns the brands Terra Bridal- an eco conscious curvy range, & Wedding Fix - a digital Bridal Magazine and Directory*

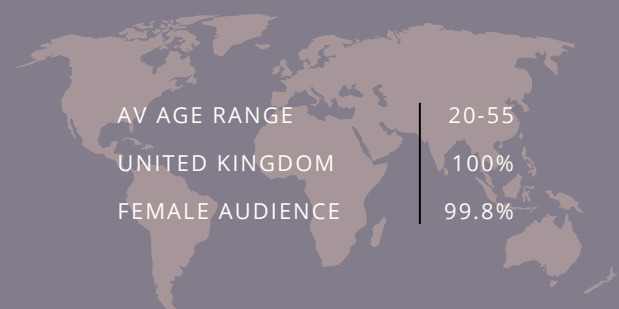


## SOCIAL MEDIA STATISTICS

65K	24K	8K	360k	7m
FACEBOOK	INSTAGRAM	followers TIKTOK 83k likes	WEBSITE USERES	<b>MONTHLY REACH</b>

## AUDIENCE INTERESTS

Bridal Reloved customers are Eco conscious, cost conscious and time conscious



*Bridal Reloved*



# MEET LUCY - OWNER OF BRIDAL RELOVED PETERBOROUGH







### When and why did you decide to join the Bridal Reloved family ?

Lucy: I decided to join the Bridal Reloved family around January of 2023 after some volunteer experience in the Dorchester store on a family holiday. Career progression in my role in A&E as a nursery nurse had ceased and although I have always loved working in health care and with children, I decided I wanted to build a future for myself and my husband. I know of Bridal Reloved through my family and the more research I did, the more I loved the ethos and the brand. After helping with some wonderful appointments in Dorchester, meeting some lovely brides and being advised by such knowledgeable staff, I decided - this is what I want to do.

### Why did you decide to join the Wedding industry?

Lucy: From a health care background - I love to care for people, but as a caring person it is always emotionally challenging to see people suffer and in pain. I want to come to work and put a smile on people's faces, and I want to help people have that special moment. When I began doing appointments in Dorchester, I realised just how special your yes moment is and should be. How happy and emotional this one life moment can be, and shared with those you love or empowered by your own self confidence. When I got married I planned my wedding in 5 weeks. It was a whirlwind of stress, excitement and family and friends being roped in. This meant that I only had a very short period of time to find my dress. The experience I had was not what I had imagined since I was a little girl. I strive to give a memorable experience to all my brides, making them feel comfortable, relaxed and special.

### Describe your Wedding dress ?

For my wedding, I wore a fit to flare, lace and beaded dress with a low back and a detailed train.

### Whats your favourite Wedding dress style and material?

Lucy: Since working with wedding dresses - I have found a love for A-line dresses as they look beautiful on all figures and are unique to any style of dress you will ever wear again. I love floral patterns and lace, boho and whimsical looking dresses.

### Who's your favourite designer and why ?

Lucy: I love lots of designers so it's hard to choose one but the first that comes to mind is Maggie Sottero. I have two gorgeous Maggie Sottero dresses in the boutique at the moment and they are both very different to one another but both equally as gorgeous!

### Tell us an interesting fact about yourself?

Lucy: This is always a difficult question, I like to think I am an interesting person but I can never think of anything interesting to say! Here's the best I've got; I have climbed 5 mountains in the UK - including two knife edge ridges (Crib Goch and Sharp Edge).

### Take us on your journey (tell us about how you found the shop building , your first styled shoot and launch event )

I really did hit the jackpot with the location of my boutique, being situated in the precincts of Peterborough Cathedral with a view of the west front from my shop door! I found this property by accident. I was looking on rightmove for months and I had been to see what felt like hundreds of properties and was beginning to think I was just being really fussy. I had been looking for "Retail" spaces, and when I changed the search to office properties it came up but the pictures were poor. There were only two photos of the outside and none of the inside. The photos did not show the proximity of the property to the Cathedral so I didn't even think twice about it. When I spoke to the letting agent about another , he recommended



I view this property alongside the other. When my husband and I came to view it, we could not believe how lucky I had gotten to find it and be the only viewer. The place needed a lot of love, it had been vacant for 5 years, so at first I didn't know if I was up to the challenge. My husband really saw the potential and helped me create my vision. So I went for it! With the help of my AMAZING friends and family - we made it into a beautiful boutique in just 9 days! We had an incredible open day (minus the changing room falling down 20 minutes before we opened the doors! Thank goodness for builders Joe and Ian!) We had live music from Graham of G Mans Blues. It was a great turnout and we met some lovely couples and amazing local suppliers.

#### What would be your dream styled shoot?

Lucy: I would absolutely LOVE to do a styled shoot at Wild Waterfall in Bali. It is a stunning secluded waterfall beneath a mountain, such a gorgeous and intimate place and a unique venue. I keep trying to convince my husband to renew our vows here (no luck so far!). With an amazing florist and photographer and some creative suppliers this would make for an out of this

world styled photoshoot (and a great excuse to go to Bali!)

#### Who is your ideal bride?

Lucy: I think any bride is an ideal bride, we cater for everyone with a huge range of dresses. We sell off the peg dresses so it doesn't matter if your wedding is in 18 months or 3 as long as you give your seamstress some time! Each appointment is so different but they are all just as special. It's great when brides come in with an open mind and are willing to try a bit of everything on because all the dresses look so different on a bride than when hanging up. Pretty much everyone surprises themselves!

#### What budget should you set for your Wedding dress?

Lucy: We all know that a wedding dress is going to be the most expensive item of clothing you buy to wear for only one day. But that is also what makes it so special. At Bridal Reloved Peterborough our dresses range from £450-£2000 with the majority of dresses being between £600-£800. Our exclusive rail is home to our more exclusive designer dresses and those that are more than £1000. I will always be respectful of my bride's budget.





## What can you offer a bride during an appointment ?

Lucy: During an appointment my brides and their chosen entourage have the boutique to themselves (featuring me) for their 2 hour appointment. I also offer 1 hour long accessory appointments and evening appointments upon request. During this time, refreshments will be offered – teas, coffees and/or Prosecco. I always ensure there are a variety of biscuits on the table to nibble on throughout the appointment. We offer payment plans and a storage option for our brides. We can offer advice on a range of local trusted suppliers. We also offer follow up appointments to reveal the dress to anyone who couldn't make the first appointment.

## Why should brides visit Bridal Reloved Peterborough ?

Lucy: Brides should visit Bridal Reloved Peterborough because customer service and creating a fun and memorable experience are at the heart of what we do. Every bride will be given our full attention, advice and Prosecco (or a good ol' cuppa)!! We want our brides to feel beautiful and confident! We are in a stunning location providing a great atmosphere for your appointment and activities to do afterwards to create a day of memories. Take a walk inside the Cathedral and explore the gardens, have an afternoon tea at Becket's in the cathedral view room.

## Where can we find Bridal Reloved Peterborough ?

Bridal Reloved Peterborough is in the precincts of Peterborough Cathedral. Through the Norman Arch, on the left, through the cafe courtyard and down the steps. There are great transport links because we are in the centre of Peterborough. The best place to park is Car Haven Car Park (PE1 1YX).





# BRIDAL RELOVED PETERBOROUGH

THE OLD BOOKSHOP  
MINSTER PRECINCTS  
PETERBOROUGH  
CAMBRIDGESHIRE  
PE1 1XS

M: 07752 715711  
E: [peterborough@bridalreloved.co.uk](mailto:peterborough@bridalreloved.co.uk)

Our stunning boutique is nestled in the grounds of the breathtaking Peterborough Cathedral. Enjoy the beautiful views whilst relaxing on the sofa, maybe with a glass of bubbles? You could make a day of it and explore the Cathedral and pop upstairs to Becketts for an afternoon tea.

Parking is only a short walk away in the Car Haven car park (PE1 1YX). Lucy awaits with a cuppa in hand, ready to help you find your dream dress!





# FEATURED DRESS




**P 5 2 L**

**REF :**P52L  
**DESIGNER:** Ellis bridal  
**SIZE:** 8  
**FABRIC:** Tulle  
**STYLE:** A Line  
**COLOUR:** Ivory  
**SHOP:** Peterborough  
**ORIGINAL PRICE:** £1600  
**PRICE:** £800



# Awards:





# ITS THE MOST WONDERFUL TIME OF THE YEAR

#weddinginspo

Do you love Christmas ?

Are you a Christmas bride?

In this dazzling styled shoot we hope to inspire you with styling from the very talented Ambience Venue Styling company. The warm hues, candlelit dining , fresh flowers and two whimsical dresses from Bridal Reloved Caistor decorate the quintessentially english backdrop of The Oaklands Hall Hotel. This beautiful country house oozes elegance and romance and can cater for 150 guests!













## Suppliers

**Models :** Kelly @candy\_queen\_company

**Photographer:** Aimee Lince

Photography@aimeelince

**Venue:** Oaklands Hall Hotel @oaklandshallhotel

**MUA :** George Makeover Fairy

@nataliegeorgethemakeoverfairy

**Hair Stylist:** Sarah Sage Bridal Hairstylist

@sarahsage\_bridal\_hairstylist\_

**Dress:** Bridal Reloved

Caistor@bridalrelovedcaistor

**Stationery:** Raspberry Rose Stationery

@raspberryrosedesigns

**Flowers:** Crosskills Florist @crosskillsflorist

**First Dance:** Our First Dance @ourfirstdance247

**Jewellery:** Evelyn and Amos accessories

@Evelyn.amos.accessories

**Styling:** Ambience Venue Styling

@ambiencevenuestylinguk

**Cake:** Blue dragonfly cakes

@thebluedragonflycakecompany





# SAY HELLO TO MICHELLE THE OWNER OF BRIDAL RELOVED BEVERLY







When and why did you decide to join the Bridal Reloved Family?

Michelle: My friend Kate opened a Bridal boutique in Beverley back in 2013. (The start of Bridal Reloved) One day she just asked if I would like to help her in her shop . This turned into a part time job and then Kate moved to Dorset to open Bridal Reloved Dorchester and be close to her family. She naturally asked if I wanted to take over the shop. It was never my plan to work in Bridal and literally un-expectively landed in my lap at the right time . I really enjoyed working in the bridal shop and owning my own business suited to my lifestyle . Its a lovely job and im so lucky this opportunity came my way .

What's the inspiration behind your going into the weddings industry?

Michelle: I just really loved my job and the opportunity arose. I have great job satisfaction but still pinch myself as I never ever dreamt of having my own boutique .

Who is your favourite designer?

Michelle: Without question ....Galia Lahav! Her dresses are characterised by their high-end fabrications, meticulous sewing techniques and she is known known as one of the first designers to bring daringly low backs, super-sheer fabrics and seductive silhouettes into bridal.

What's your favourite style of wedding dress?

Michelle: A Line!!! Despite loving the designer Galia Lahav who has lavish details I also just love a classic, simple A line dress with buttons down the back and hidden pockets. Pockets is definately my favourite bridal detail .

Tell us an interesting fact about yourself ?

Michelle: I used to be a pub landlady before entering the world of bridal.

What star sign are you?

Scorpio.

Take us on your Bridal Reloved journey?

Michelle: As previously mentioned I was just fortunate enough to have a good friend in my life who gave me such a fab opportunity. Forever grateful. Otherwise I don't think I would have ever found my love for bridal and slowing down fast fashion. I love the fact that every dress we sell stays in circulation and avoids landfill.

What has been your favourite styled shoot to collaborate on to date?

Michelle: My favourite styled shoot was with an epic Ian Stuart dress at The Pavilion at Tickton Grange. I really wanted to get creative with a flamboyant shoot bursting with opulent touches. We created a high society afternoon tea surrounded by beautiful gardens. It really was the perfect setting to allow the theme to come to life and we even managed to get the shoot published in 'Your Yorkshire Wedding Magazine.' If you click on the link below you will be able to view the publication:

<https://bridalreloved.co.uk/your-yorkshire-wedding-let-them-eat-cake/>

Why should brides visit Bridal Reloved Beverley?

Michelle: There are so many reasons to come and visit our Bridal Reloved Beverly boutique. Firstly when you purchase a dress from us you are saving a dress from going into landfill. Our motto is we are trying to save the planet one gown at a time . All our dresses are ex sample wedding dresses which we want to keep in circulation and therefore are sold at half the original retail price. We want to keep your wedding budget under control as well as helping the planet . Our shop offers a comfortable, relaxed atmosphere with absolutely no pressure to buy . I have over 10



years of Bridal experience and will always encourage my brides to upcycle their dream dress . We want you to find a dress that you love and make it your own by adding sleeves, an illusion top or corset back.

### Who is your ideal bride?

Michelle: I love a bride who is completely open minded to try on all styles . This is a once in a lifetime experience and we want you to explore every option. When a bride lets me pick a dress completely out of their comfort zone ; I call this the 'wild card' and when they actually go away with said dress my heart literally skips a beat. I love an adventurous bride who wants something flamboyant and unique.

### What budget should you set for your wedding dress?

Michelle: Always set a realistic one ! Budget is so important and it should always be whatever you can afford.

### Where would be your dream styled shoot to be part of?

Michelle: Italy!!! ..... definitely abroad . Imagine getting married in an authentic Tuscan Hamlet with views of hills , vineyards and traditional architecture . So so dreamy .

### What options do you offer brides in the shop?

Michelle: We cater for all sizes ranging from size 4 - 38. We also cater for all budgets . We have a £500 or less rail, a mid range rail and an exclusive rail for high end designers ranging from £1000 to £1500.

### Where can we find Bridal Reloved Beverley?

Michelle: Bridal Reloved Beverly is located on the outskirts of the town centre. Grovehill Road has free parking. You can also find us across all social media platforms.



Let them Eat Cake: Photo credit Vicky Bengé @vickybengephotography

*"I got married on 3rd September wearing a dress from bridal Reloved Beverley..*

*I looked for a dress in January whilst 4 months pregnant and couldn't have asked for better service.*

*Michelle was amazing and I found my dress on my first visit but after allowing me some time to think I came back for a second try on and knew it was the one..*

*I had some alternations to make it fit perfectly following giving birth. To my little boy 2 months we earlier.*

*Everything was perfect and I would highly recommend this to any future brides to be..*

*Thank you"*

*Sam (the newly Mrs*

*Samantha Silby - Sept 2022*

Thank you for taking the time to talk to me Michelle .  
We wish you all the best in your career at Bridal Reloved !



# BRIDAL RELOVED BEVERLEY

226 Grovehill Road  
Beverley  
East Riding of Yorkshire  
HU17 0ES

T: 01482 236446  
M: 07771451232  
E: [beverley@bridalreloved.co.uk](mailto:beverley@bridalreloved.co.uk)

Bridal Reloved Beverley is our founder store, based in East Yorkshire 10 years ago. Michelle has been with Bridal Reloved since it's first year and has a vast amount of bridal knowledge. You can be rest assured that you will be in safe hands during your bridal appointment.





# FEATURED DRESS



BRIDAL  
*Reloved*

***B328M***

REF NUMBER: B328M  
FABRIC: Lace  
SHOP: Scarborough  
COLOUR: Ivory  
ORIGINAL PRICE: £1900  
PRICE: £850  
SIZE: 10  
DESIGNER: Nicole Spose



# Eco Facts:



**You can fit 80  
wedding dresses in a  
mile**



**The average amount  
of fabric in a wedding  
dress is 6 meters per  
layer so often  
20-30 meters**



**There are 20kg  
carbon emissions  
created in the  
production of a  
wedding dress**

**The average weight of  
a wedding dress is  
3-7 kilograms**



**An average wedding "creates  
about 400 to 600 pounds of  
rubbish and waste, and emits  
62 tons of carbon dioxide into  
the atmosphere". That's  
roughly equivalent to a single  
persons waste for a whole year.**



**10,000-20,000 litres  
of water are used to  
make a wedding  
dress**





# ECO BRIDE PIPPA

## Suppliers:

**Eco Bride:** Pippa Artus @pippa\_artus

**Dress:** Bridal Reloved

Wanstead@bridalrelovedwanstead

**Designer:** Morilee @morileeofficial

**Venue:** Le Manoir Du Bout Du Pont  
@lemanoir.duboutdupont

**Location:** France

**Photographer:** WedStory

@alabreskaya\_photographe

**Flowers:** Mrs Whiterose @mrs\_whiterose

**MUA:** katynixonmakeup @katynixonmakeup

**Suits:** Reiss @reiss

**Planner:** Peaches and Cream weddings  
@peachesandcreamweddings

**Food:** Novelle Traiteur  
@novelle\_traiteur

ECO BRIDE FEATURE



# ECO BRIDE

#weddinginspo

If you're looking for the fairytale french wedding stop right here. Pippa & Michael got married on the 3rd June at the Le Manoir Du Bout Du Pont . A beautifully restored rustic property located in South -West France ;which dates back to the 16th Century ! From the moment the bride and groom arrived they really felt that all their dreams were coming true.









# INTERVIEW WITH ECO BRIDE PIPPA

## How did Michael propose?

Pippa: Michael proposed at De Vere Tortworth Court Hotel, near Bristol, and it was a total surprise. We booked the trip as a relatively last minute getaway to enjoy some country views and relaxation after an especially stressful work period for us both, and Michael decided to make the trip even more special by proposing! We had a gorgeous three course meal in the restaurant and decided to take our drinks outside to enjoy the summer evening air and after a short while walking around the grounds appreciating the flower beds (as avid gardeners), he delighted me with a speech about how much he loves me. Before I knew it, he was down on one knee and made me the happiest woman alive.

## When and where was your wedding?

Pippa: Our wedding was at Le Manoir Du Bout Du Pont, in France, on the 3rd June 2023.

## Why did you choose your Wedding venue ?

Pippa: Rather embarrassing to admit, but we didn't actually go and see the wedding venue until a few months beforehand. However, we started looking at wedding venues near us not long after getting engaged and we both felt they didn't feel very 'us'.

We both love travelling to France, and our favourite thing to do is roadtrips to explore beautiful places. So on a trip home from a more local wedding venue, I jokingly said 'Is the reason you're not keen because you secretly want us to get married in France?'.....and he said 'Yes!' Days later, the search began and we came across Le Manoir Du Bout Du Pont on Instagram. The previous owners had lovingly spent 10 years restoring the property and building their wedding business for couples like us to enjoy. We loved their story, and as they were incredibly nice and relaxed to deal with, we knew it was the place for us.

We eventually flew out to Bergerac in April and were totally blown away by the beauty of the buildings, and started to get excited for the big day only 2 months later.

## How did you decide on your colour scheme?

Pippa: As mentioned, we're both keen gardeners, and spring is our favourite time of year for all the beautiful flowers and greenery that emerges in our garden. We knew we wanted to have a wild and beautiful feel to our day and with nature being such a big inspiration to us, our colours gravitated towards greens, pinks and creams. Spectacular flowers was a big focus for me in particular because I constantly fill my home with fresh flowers, art with blooms in it, and enjoy the process of growing flowers from bulbs and seeds throughout the year. So although I wasn't especially bothered about sticking to the colour scheme in every element of the day, the flowers were a big priority to get right.

## Did you have help with Planning or Styling ?

Pippa: Yes, we worked with the amazing Amy from Peaches and Cream Weddings. She has an impeccable eye for detail and knew the perfect way to bring our ideas to life.

We were truly blown away on our wedding day by her ability to take some pinterest board ideas and make it a reality - but better!

## How did you choose your Photographer ?

Pippa: We actually had a hard time with this because we felt that for such a beautiful wedding venue, we didn't want a lot of editing. We really did want the venue and the surroundings to speak for itself, especially as we were graced with absolutely gorgeously sunny weather on the day.

We found Ala on instagram and moments after I started to look at some of her images, I reached out. With luck, she was available, and thank goodness she was as her images were perfection.



### **Describe your Big Day ?**

Pippa: Our wedding day was MAGICAL! It's the word that always springs to mind whenever anyone asks us how our wedding was.

We were surrounded by our absolute favourite people, who had all made such an effort to be there to celebrate our love, and we felt really blessed to get to experience such a big moment in our lives with all of them there.

We were in a location and venue that was beyond our wildest imaginations. We never thought we'd be able to achieve such a beautiful wedding, especially within the relatively short time frame in which we organised it in. Le Manoir, for us, was a dream come true to get married in and it's an area which we'll hold dear to us forever.

The magic was brought to the day through so many different elements - the planners and suppliers nailing every single element of their roles, the friends and family we had around us, the food being exactly what we could have wanted, the sunshine shining down on us and barely a cloud appearing all day, and the sense of love that filled the air from the moment people arrived.

### **How did you bring the fun to your Wedding Day ?**

Pippa: Even if we had tried our hardest to bring the fun, we knew our guests would be the most fun people to bring together, so we never worried about this.

We wanted our wedding to not just be a celebration of us, but a celebration of the people in our lives, so we made sure it was very interactive and engaging, with group vows and activities, and lots of dancing!

### **Who was the designer of your Wedding dress ?**

Pippa: Morilee

### **Was it important to be an Eco Bride ? / Why did you choose Bridal Reloved ?**

Pippa: I think the wedding industry is a beautiful but very wasteful one. I knew it would be very easy to buy a new wedding dress perfectly fitted to my size but for vast quantities of money, but it just felt wrong.

I'm a big antiques and charity shop fan, and love giving secondhand items a loving home, so I thought 'why not do the same with a wedding dress?'.

I really liked the idea of giving such a beautiful item of clothing a second chance in the limelight rather than being stored away in a loft somewhere for no one to see it, and so when I started researching and discovered that I had a Bridal Reloved store only 10 minutes drive away from me, and they had a last minute cancellation, it felt like fate.

Even more fate occurred when I saw my dream dress on their facebook page and a day or two before the appointment I thought it had sold. When I arrived I was delighted to be told that that was a different dress and my one was still available, and ready and waiting for me to try it on. Could I get any luckier?

### **What food and drink did you have ?**

Pippa: We are both vegetarian, and although it may feel absolutely outrageous to go all the way to France and not eat many of their delicacies, we were determined to find a supplier that could give us our dream French meal.

Our menu was entirely sharing dishes, which we loved. Along with a selection of mouthwatering canapes during the drinks reception, we had fresh salads with cheese and seasonal fruits, a roasted vegetable dahl with French herbs and vegetables, and finished with a trio of patisserie inspired desserts - Canelé bordelais, coconut pana cotta with mango and lemon tartelette.

### **Who walked you down the aisle ?**

Pippa: Both my parents walked me down the aisle. Moments before coming round the corner to walk to our guests and my husband to be, I got to have a lovely moment with my parents fluffing my dress and making sure everything was okay. It was a few seconds of nervous excitement that I'll hold dear in my heart forever.

### **Who caught your bouquet ?**

Pippa: We didn't do a bouquet toss.



### What was your first dance ?

Pippa: Our first dance was You Send Me by Aretha Franklin, and our guests all had sparklers as we danced. One of my favourite memories of the wedding was when we invited everyone on to the dance floor for the final part of the song and I was beaming with love for the people in attendance.

### Would you have done the day differently?. Is there anything you would have changed?

Pippa: Absolutely zero. We know it was a hard task getting everyone together overseas, but the day itself, and the days running up to it with both our families staying at Le Manoir, were better than we ever thought possible.

We are incredibly lucky to have the love and support of some really special human beings, and this wedding was truly a community effort. As we included in our group vow in our ceremony, our marriage being long and happy will only be possible with the help and guidance of everyone at our wedding. Times won't always be easy, and that's why it was crucial for us to highlight the importance of our nearest and dearest.

A wedding is just a day, but a marriage is a lifetime, and that's what really matters!


























# O CHRISTMAS TREE

This magical styled shoot organised by Alison at Bridal Reloved Caistor has all the glitz and glam to inspire you to plan your very own Christmas wedding. The

Oaklands Hall Hotel was perfectly decorated with Christmas trees dusted with snow, baubles and fairy lights. You can never have enough sparkle at Christmas in our opinion!





## Suppliers:

**Model:** Holly Rose Cook @hollyrxsie

**Dress:** Bridal Reloved Caistor  
@bridalrelovedcaistor

**Venue:** Oaklands Hall Hotel  
@oaklandshallhotel

**Photographer:** Photography by Roberta  
@photographybyroberta

**Hair & MUA:** The Makeover Fairy  
@nataliegeorgethemakeoverfairy








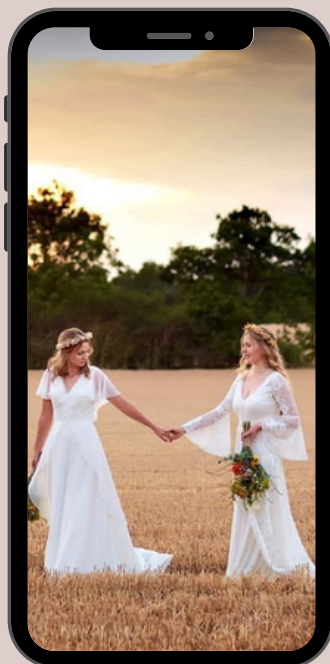


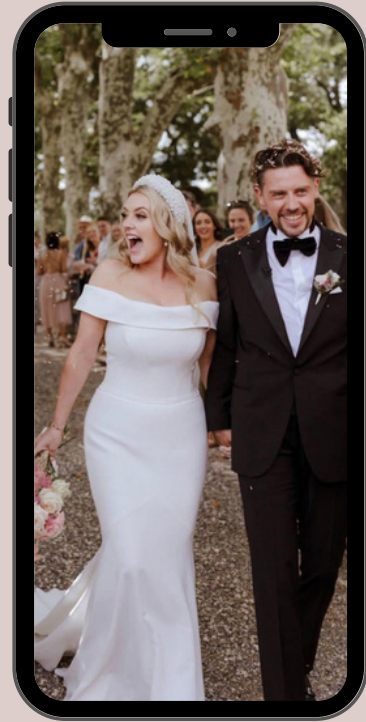






# Follow Us

@bridalreloved



Each boutique has its own dedicated pages. Visit our website for links

[www.bridalreloved.co.uk](http://www.bridalreloved.co.uk)



# PEGASUS DISCO

"Pegasus Disco was born out of working for a Multi DJ company in Christchurch that I was subsequently made redundant from in 1997, I actually started out under a different name back in 1990 but wasn't really focused on just one type of event.

There didn't seem demand for Wedding DJ's back then; we all just did whatever work came our way. I didn't really notice any difference until around 1996 when Wedding Fairs started popping up locally.

I'm often asked, "what's my favourite song of all time?" which is quite simple to answer. When you look through old photographs it evokes a memory and, well music has the same effect but also your mood can be affected. So the simple answer is 'no' I don't have a specific favourite as it changes depending on my mood and what I am doing at the time.

My ideal couple are people who like me and what I offer as a DJ / Host and are open to different ideas to keep themselves and their guests entertained.

My favourite wedding venues would be one with easy access (no stairs, ha ha!) I've worked in quite a few now over the last 30 years and they all offer something different but would have to say Kingston Maurward or Gorwell Barn would have to be close to the top.



**Keeping you & your guests entertained from the moment you arrive at the venue;**

**Ceremony Music**

**Hosting**

**Interactive Fun & Games**

**Evening Party**

**Selfie Wizard**


**[Pegasusdisco.co.uk](http://Pegasusdisco.co.uk)**















Beautiful keepsake  
frames handmade  
from your  
wedding cards.

07812 665 918

@cardkeepsakeframes

[www.facebook.com/  
cardkeepsakesbybutterflyart](http://www.facebook.com/cardkeepsakesbybutterflyart)



Kirsten  
Sare  
makeup artist







# Merry Christmas

FROM BRIDAL RELOVED





# CONTRIBUTORS

## PHOTOGRAPHERS

Sadie Osborne Photography @sadiesosbornephoto  
Hope Visual Productions @hope\_visual\_productions  
Photography by Roberta @photographybyroberta  
Katherine Newman Photography @katherinenewmanphotography  
Alex Ford Wedding Photography @Alex\_ford\_wedding\_photography  
Aimee Lince Photography @aimeelince  
Kirsty Hardiman @kirstyhardimanweddings  
LDillon Photography @ldillonphotography  
Sheri McMahon @sherimcmahonphotography  
Lotus Photography @lotusphotographyuk  
Sophie TC Photography @Sophie\_tc\_photography  
Pip & Co @pipandco.uk  
Kezia Tan Photo @keziatanphoto  
Mick Cookson Photography @mickcooksonphoto  
Vicky Bengel @vickybengelphotography  
WedStory @alabreskaya\_photographie  
Clare @claraloupphotos  
Chris Chambers @chrischambersphoto

## MODELS

Eleanor @bridalrelovedmorpeth  
Holly Rose Cook @hollyrxsie  
Kiera Brady @kierbrady  
Chris Burch @chrisburch1991  
Josef @josef\_benedetto  
Jessica @jessicarfarrugia  
Ellie @clinic\_93  
Kelly @candy\_queen  
Lauren Batten @Lauren\_batten17

## MUAS

Zoe Philippa @zoephilippa.bridal.mua  
The Makeover Fairy @nataliegeorgethemakeoverfairy  
Amazing Face Dorset @amazing\_facedorset  
The Looking Glass @thelookingglasstavistock  
Make up by Kay Louise @kaylouisemakeup  
Millie @millieburton.makeup  
Katy Nixon Makeup @katynixonmakeup  
Make up by Lisa Hannah @makeupbylisahannah

## HAIR STYLISTS

The Makeover Fairy @nataliegeorgethemakeoverfairy  
Amazing Face Dorset @amazing\_facedorset  
The Looking Glass @thelookingglasstavistock  
Sophia Ivy Lee @sophialeehairmakeupartist  
Glitterbugz Hair, Beauty and Bridal Styling @glitterbugzbridalhair  
HeadRush Martock @headrush\_martoc119  
Sarah Sage Bridal Hairstylist @sarahsage\_bridal\_hairstylist\_

## FLORISTS

Floral Couture by Jay @floralcouturebyjay  
Love Fiona Rose @lovefionarose  
Claire Lythgoe @the\_wildflowerpress  
Flowers by Catherine @flowersbycatherinejames  
Odds & Buds Florist @oddsandbudsflorist  
Susan Avery Flowers @susanavery  
Louise Pritchard Country & Formal Flowers @louisepritchardflowers  
Fiona Penny @penny.fiona  
Fido's Flower Designs @fidoflowerdesign  
Crosskills Florist @crosskillsflorist  
Mrs Whiterose @mrs\_whiterose

## CELEBRANTS

Laura Bell @ceremoniesbylaurabell  
Sydney Celebrant & MC @lucysuzeecelebrant

## JEWELLERY

Evelyn and Amos Accessories @evelynandamos  
Pandora @theofficialpandora  
Swarovski @swarovski

## ENTERTAINMENT

Our First Dance @ourfirstdance247  
Pegasus Disco @pegasus\_disco

## SUITS

Mr. Fierze @mrfierze  
Marks and Spencers @marksandspencer  
Moss Bros @mossbros  
Reiss @reiss

## DRESSES

**Bridal:**  
Bridal Reloved Dorchester @bridalreloveddorchester  
Bridal Reloved Morpeth @bridalrelovedmorpeth  
Bridal Reloved Caistor @bridalrelovedcaistor  
Poppy Perspective @poppyerspective  
Bridal Reloved Tavistock @bridalrelovedtavistock  
Bridal Reloved Wanstead @bridalrelovedwanstead  
Bridal Reloved Gloucester @bridalrelovedgloucester  
Bridal Reloved Peterborough @bridalrelovedpeterborough  
Bridal Reloved Shrewsbury @bridalrelovedshrewsbury  
Bridal Reloved Barnstaple @bridalrelovedbarnstaple  
Bridal Reloved Beverley @bridalrelovedbeverley  
Bridal Reloved Axminster @bridalrelovedaxminster  
Terra Bridal @terrabridal

**Flower girl:** Violet Wears Vintage @violetwearsvintage

## STATIONERY

Luffingham Designs @luffingham\_designs  
Dear Emma Wedding Stationery @dear\_emma\_weddingstationery  
Raspberry Rose Stationery @raspberryrisedesigns

## VENUES

The Bosk & Breamish Valley Cottages @the\_bosk\_bvc  
Oaklands Hall Hotel @oaklandshallhotel  
Moor Farm Chickerell, Dorset  
The Bedford Hotel @bedford\_hotel\_weddings  
Estate Vacluse House @estatevaclusehouse  
Museum of History NWS Venues @mhnswwvenues @mhnsww  
Llanthony Secunda Priory @llanthonysecunda  
The Manor House @themanor.westbexington  
Batesman's Barn @batesmansbarnweddings  
Le Manoir Du Bout Du Pont @lemanoir.duboutdupont

## FOOD/DRINKS

Upwey Wishing Well  
Pizza with Love @pizzawithlovedorset  
Gloucester Brewery @gloucesterbreweryuk  
Crabb & Fox Mobile Fox @crabbfoxmobilebar  
Two Farmers @twofarmerscrisps  
Funnells Kitchen @funnellskitchen  
Novelle Traiteur @novelle\_traiteur

## CARS

The Pepper June Wedding Co @pepperjune\_official

## BRIDES

sadie & Biana @sadiesosbornephoto  
Rhianne @rhi.\_is.\_me  
Lucy Elizabeth @luce\_eliz  
Gabriella King @gabriellaghelani  
Pippa Artus @pippa\_artus

## DESIGNERS

Sassi Holford @sassiholfordbridal  
Stella York @missstellayork  
Morilee @morileeoofficial  
VERA WANG @verawangbride  
Nicole Spose @nicolesposekuwait  
Ellis Bridal @ellisbridals

## CAKES

Gems Cakes @gems.cakes  
The Gloucester Cake Company @gloscakecomp  
The Linton Kitchen @thelintonkitchen  
Blue Dragonfly Cakes @thebluedragonflycakecompany

## SHOES

Vans @vans

## STYLISTS/ PROPS

Southwest Boutique Events @southwest.boutique\_events  
Light up your night @lightupyournight1  
Diamond Event Styling @diamondeventstyling  
Valley Furniture Hire @valleyfurniturehire  
Cwtch Signs @cwtch.signs  
Ambience Venue Styling @ambiencevenuestylinguk

## TOASTMASTER

The Tall Toastmaster @thetalltoastmaster

## PLANNER

Peaches and Cream Weddings @peachesandcreamweddings



# Advertise in Wedding Fix Digital Magazine and on our Directory

We launched Wedding Fix in 2017 as a trial and used the printed and download magazine for 2018 & 2019. We had big plans for 2020, but as you know, nature had other plans for the world. Coming out the other side of the pandemic with double the weddings being planned, we thought it was time to re-launch Wedding Fix, not only as a downloadable magazine but also as a directory. Expect Industry news, wedding inspo, real brides and creative shoots.

Bridal Reloved alone has a combined social media reach of 15 million unique users and over 420,000 unique users to Bridal Reloved website per year, so we're confident your business will be in front of the right audience.

Our Editor Charlotte Burton has a wealth of experience of the wedding industry. She lives and breathes the wedding industry and cannot wait to showcase your business in Wedding Fix.

**Want to know more? Email: [hello@weddingfixdirectory.com](mailto:hello@weddingfixdirectory.com) | Call us: 01305 251808**



The UK's Ultimate Digital  
Wedding Magazine and Directory



*Brought to you by Bridal Reloved...*

[www.weddingfixdirectory.com](http://www.weddingfixdirectory.com)